

Current Overview of

Development Bank of Japan Inc.

April 2026



Contents

Section:

- 1. Overview P. 2
- 2. DBJ & Sustainability P. 11
- 3. Summary of Financial Data P. 14
- 4. Funding Activities P. 20

(Appendix)

- DBJ Act P. 30
- Environmental and Social Management Policy P. 32
- Funding Program and Historical Issuances P. 35
- DBJ’s Sustainability Bond Framework P. 43

1. Overview

DBJ's Profile

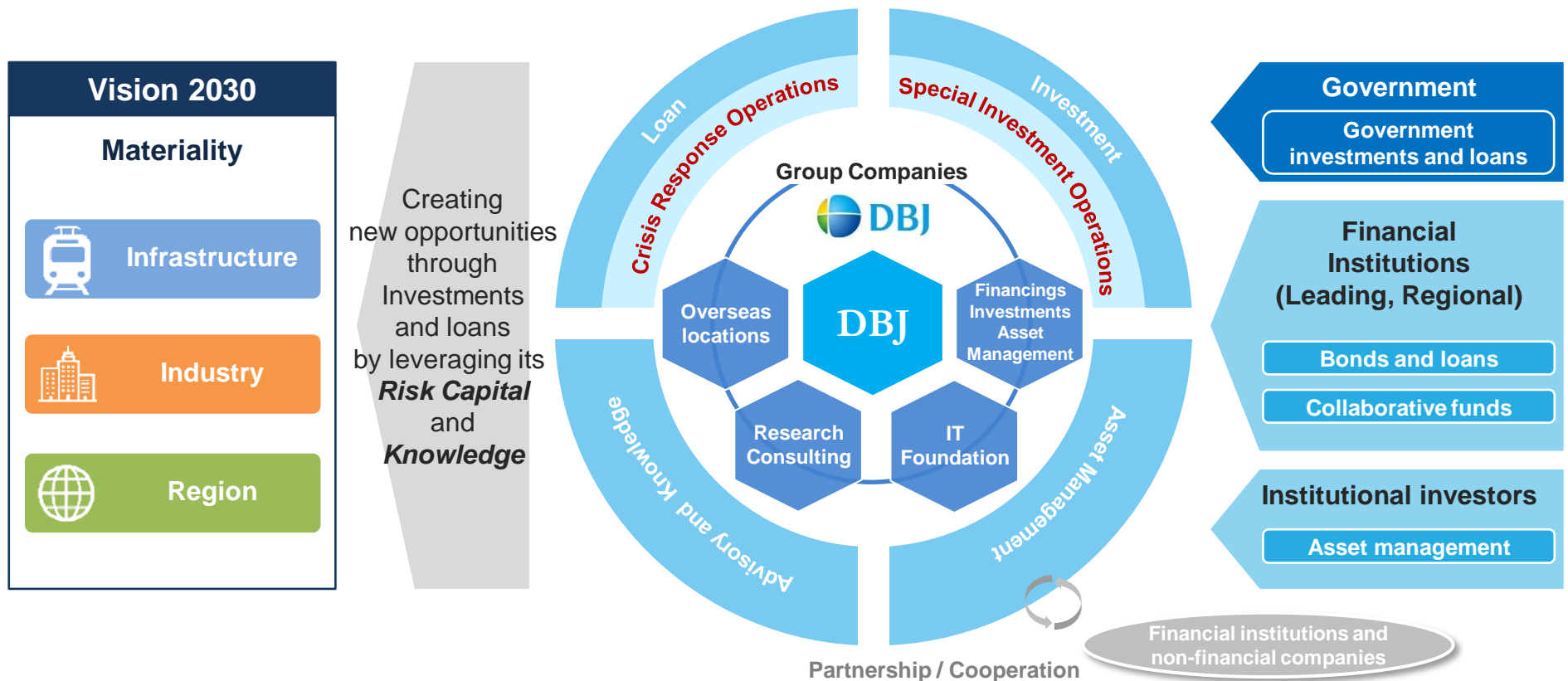
Mission	Design the Future with Financial Expertise Continue to expand financial frontiers; Provide the best solutions for customers and society; Pursue sustainable development for Japan and the world.
Established	October 1, 2008 Established under the Development Bank of Japan Inc. Act ("DBJ Act") (Former Japan Development Bank: 1951, Former Hokkaido-Tohoku Development Finance Public Corporation: 1956, Former Development Bank of Japan: 1999)
Shareholders	100% owned by the Japanese government
President & CEO	Seiji Jige (from June 29, 2022)
Total assets⁽¹⁾	JPY 21,263 billion (USD 142.8 billion)
Basel III Common Equity Tier 1 ratio⁽²⁾	18.76%
Credit Ratings	A1 (Moody's Japan K.K.) A (S&P Global Ratings Japan Inc.) AAA (JCR) AA+ (R&I)
Offices	Domestic offices: 19 (head office, 10 branch offices, 8 representative offices) Overseas subsidiaries: 4 (Singapore, London, Beijing and New York)

(1) Consolidated. USD/JPY = 148.88 as of September 30, 2025.

(2) Consolidated as of September 30, 2025.

DBJ Group's Current Roles in the Society and Financial Market

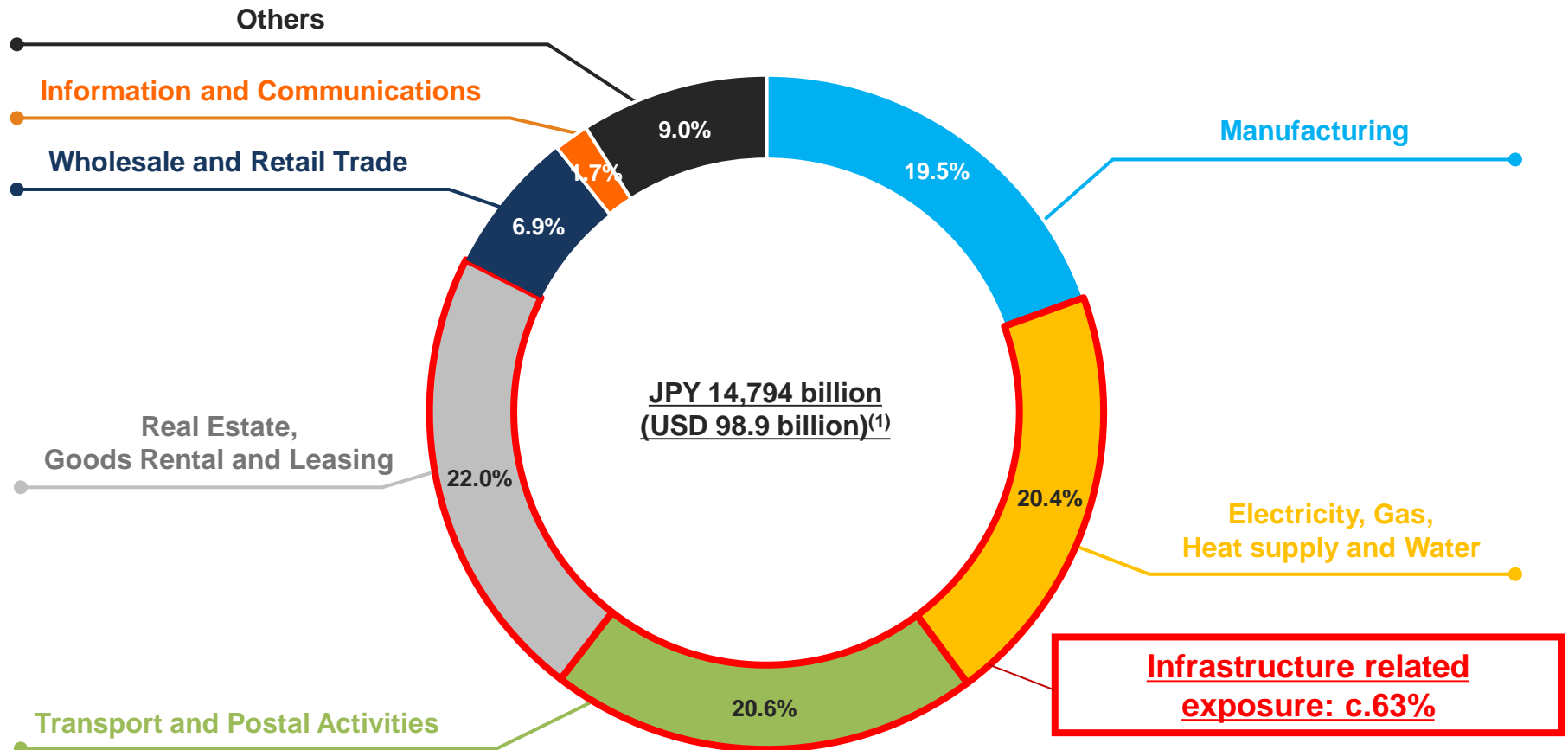
- DBJ Group invigorates and stabilizes financial markets through partnerships and collaboration with other financial institutions and non-financial companies.
- DBJ Group's business activities includes loans & investments, consulting & advisory services and asset management. As mandated under the DBJ Act, DBJ also undertakes "Crisis Response Operations" and "Special Investment Operations".
- DBJ receives funding in various formats, including direct funding from the Japanese Government and funding from domestic and international capital markets.



Outstanding Loans by Sector

- DBJ's assets mainly consist of loans to **large and medium sized Japanese corporations**.
- Approximately **63%** of our loan portfolio has been allocated to **"Infrastructure"** related industries including **energy, transportation and real estates**.

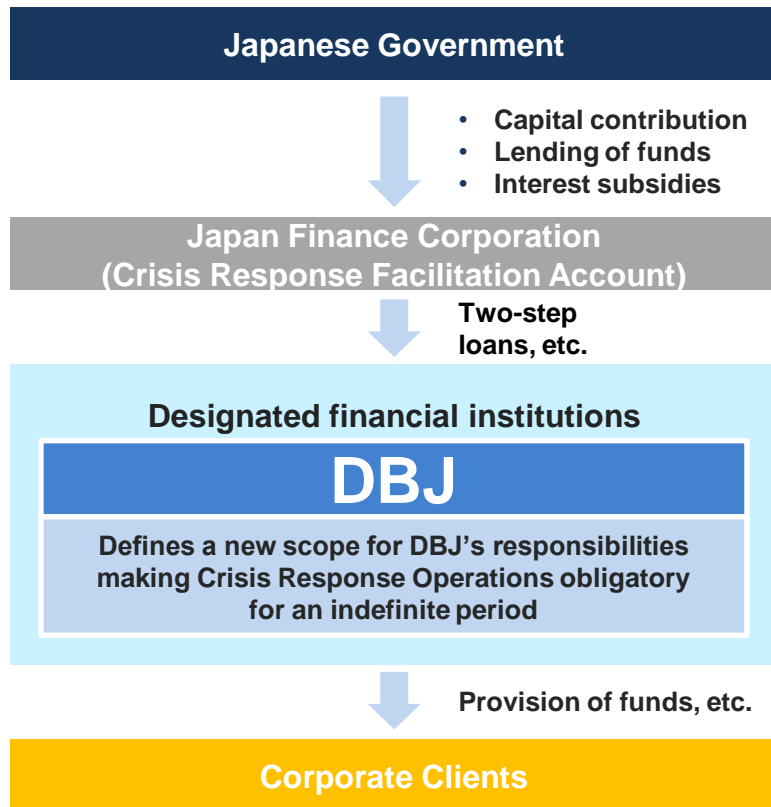
Outstanding Loans by Sector



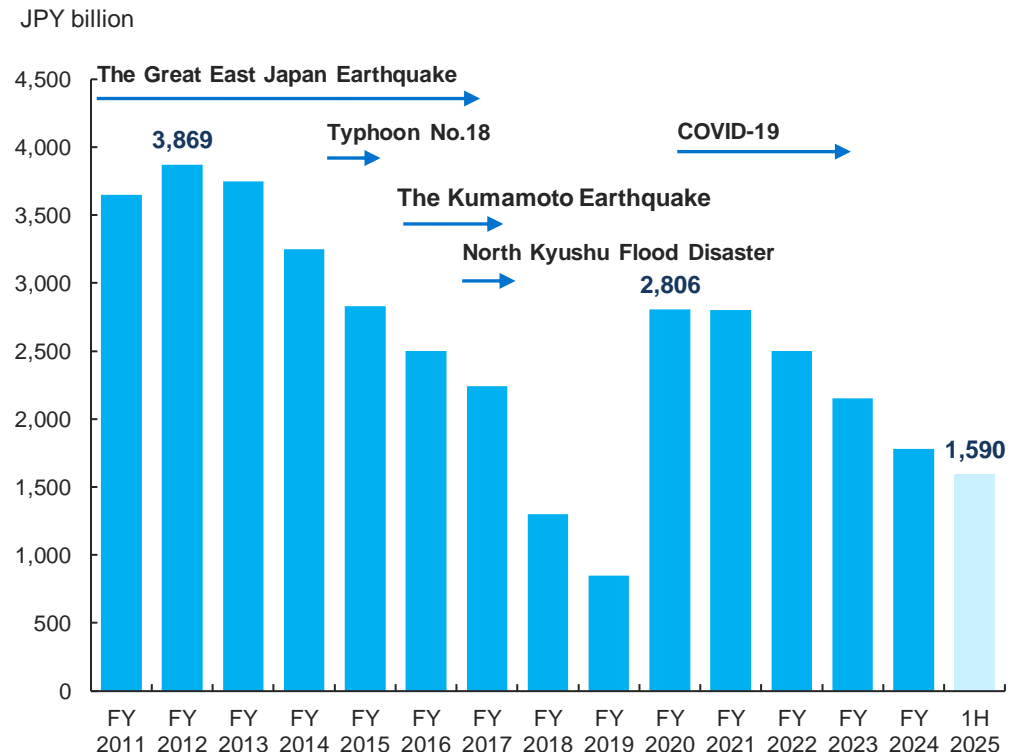
(1) USD/JPY = 149.52 as of March 31, 2025.

Crisis Response Operations

- Under “Crisis Response Operations”, DBJ functions as a stabilizing force by providing necessary funds during the time of crisis, e.g. the Global Financial Crisis, the Great East Japan Earthquake and COVID-19 pandemic.
- DBJ receive funding from Japan Finance Corporation and provide necessary funds to corporate clients to address crisis.
- Outstanding loans under the Crisis Response Operations have been decreasing, mainly due to the repayment of COVID-19 related loans. These loans represent approximately 10% of total outstanding loans and investments⁽¹⁾.



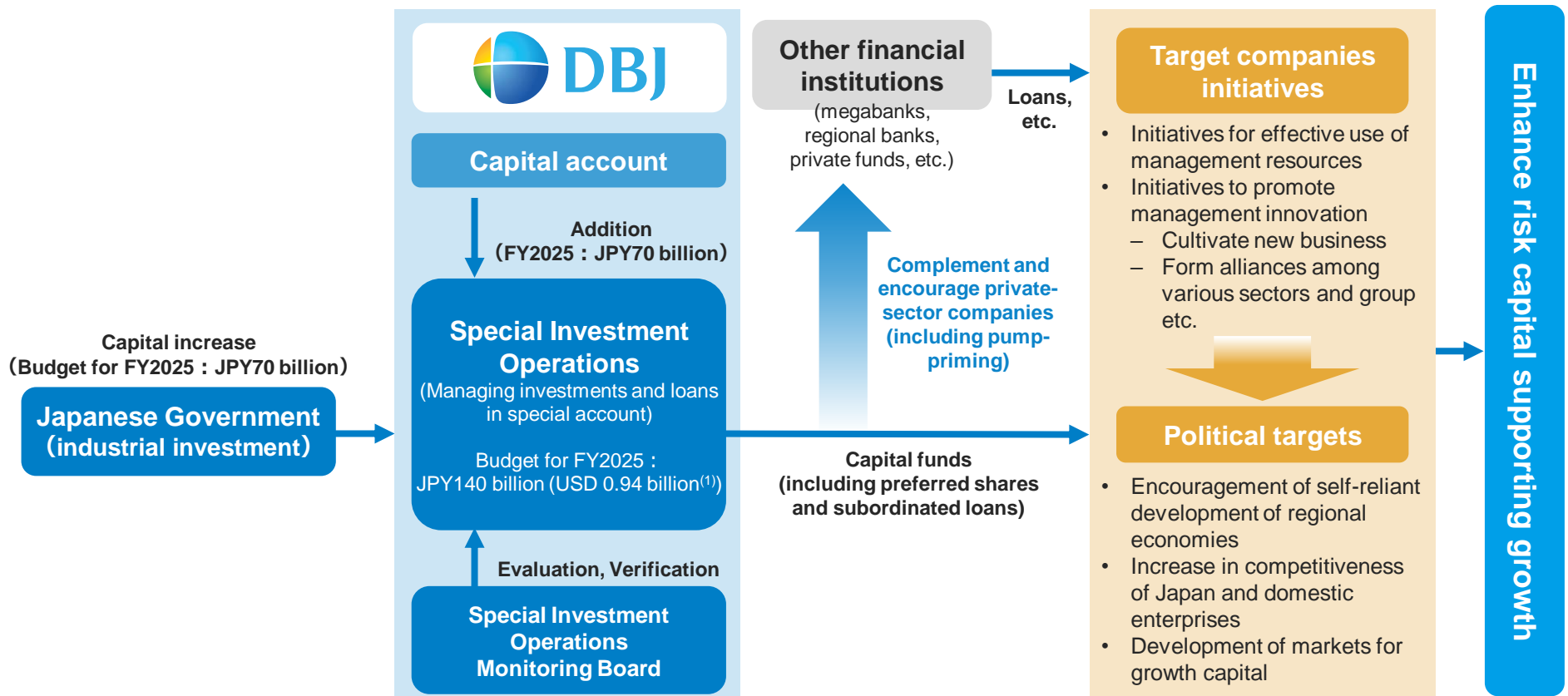
Total Loans Outstanding under Crisis Response Operations



(1) As of September 30, 2025.

Special Investment Operations

- Under “**Special Investment Operations**”, DBJ provides “**growth capital**” to companies and projects from the perspective of **promoting the competitiveness of Japanese enterprises along with regional revitalization**.
- Since the launch of the operations in June 2015, DBJ has extended a total of JPY 1,501 billion (USD 10.1 billion) in loans and investments. **In addition, outstanding amount under this operation represent approximately 5% of total outstanding loans and investments⁽¹⁾.**



(1) USD/JPY = 148.88. As of September 30, 2025.

DBJ's Status (1)

■ Full government ownership

- ✓ DBJ has been wholly owned by the Japanese Government.

■ Established under the special law

- ✓ Established and regulated under the Development Bank of Japan Inc. Act ("DBJ Act").
- ✓ DBJ is NOT a regulated bank under the Banking Act in Japan.

■ Control and supervision by the government

- ✓ The Minister of Finance has supervisory powers with regard to DBJ's key matters, such as (a) annual business plan, (b) annual basic policy regarding issuance of bonds and borrowings, and (c) amendment of DBJ's articles of incorporation.
- ✓ Any appointment and retention of representative directors become effective only after authorization by the Minister of Finance.

■ Funding support by the government

- ✓ Capital contribution by the government⁽¹⁾
 - ✓ The government makes capital contributions to DBJ whenever deemed necessary for proper implementation of Crisis Response Operations and Special Investment Operations.
- ✓ Loans from the government⁽²⁾
 - ✓ Stably procures long-term funds from the government through the Fiscal Investment and Loan Program ("FILP").
- ✓ Government-guaranteed bonds⁽³⁾
 - ✓ Issues both international and domestic bonds unconditionally and irrevocably guaranteed by the government.

(1) Articles 2-9 and 2-14 of Supplemental Provisions of DBJ Act

(2) DBJ Act Article 13

(3) DBJ Act Article 25

DBJ's Status (2)

- **DBJ's full privatization remains as a target but there is no concrete implementation plan.**

2006	Privatization of DBJ was originally determined as a part of the Japanese government administrative reform		
2009, 2011	Privatization timing was postponed twice by the DBJ Act amendments in order to utilize DBJ for the government to respond to two major crises: Financial Crisis in 2008 and the Great East Japan Earthquake in 2011		
2015	Privatization remains as a target, while timeline was officially removed by the Act for Partial Amendment of the DBJ Act		
2020, 2025	The timeline of Special investment Operations has been extended as below by the Act for Partial Amendment of the DBJ Act		
		Partial Amendment in 2020	Partial Amendment in 2025
	The end of investment decision period⁽¹⁾	from 31 March 2021 to 31 March 2026	from 31 March 2026 to 31 March 2031
	The end of commitment period⁽²⁾	from 31 March 2026 to 31 March 2031	from 31 March 2031 to 31 March 2041

- **The Government is required to hold certain amount of its stake in DBJ** as below, and upon disposal to take into account the effect on the attainment of the objectives of DBJ and the market conditions.

DBJ's operations mandated under the DBJ Act	"MINIMUM" requirement for the Government shareholding in DBJ	Target completion date
Crisis Response Operations	more than 1/3	For an INDEFINITE PERIOD
Special Investment Operations	1/2 or more	By MARCH 2041

(1) The date to which DBJ will decide the business entities that will receive funds pursuant to the Special Investment Operations and the Japanese Government may make capital contributions to DBJ in connection with the proper implementation of the Special Investment Operations

(2) The completion date regarding the Special Investment Operations

Credit Ratings

		Moody's	S&P		
Japan (Reference)	Japanese Government Bonds (JGBs)	A1 (Stable)	A+ (Stable)		
		Moody's	S&P	JCR	R&I
DBJ	Government-Guaranteed Bonds	A1 (Stable)	A+ (Stable)		
	Non-Guaranteed Bonds	A1 (Stable)	A (Stable)	AAA (Stable)	AA+ (Stable)
	Euro CP Program Ratings	P-1	A-1		

<Moody's' comment extract>

"... The level of integration between DBJ and the GoJ is so strong that a standalone credit analysis for the bank is not significant.

... DBJ's creditworthiness reflects its significant role in supporting the GoJ's policy initiatives such as its special status in facilitating the government's Crisis Response Operations by channeling funds provided by Japan Finance Corporation ... to domestic corporates. DBJ is also designated as the sole entity to undertake the GoJ's Special Investment Operations ...

... Although the DBJ Act stipulates that the GoJ is to dispose of all its DBJ shares as soon as practical... we believe that the privatization of the bank is unlikely, especially after the removal of the timeline of the full privatization..."

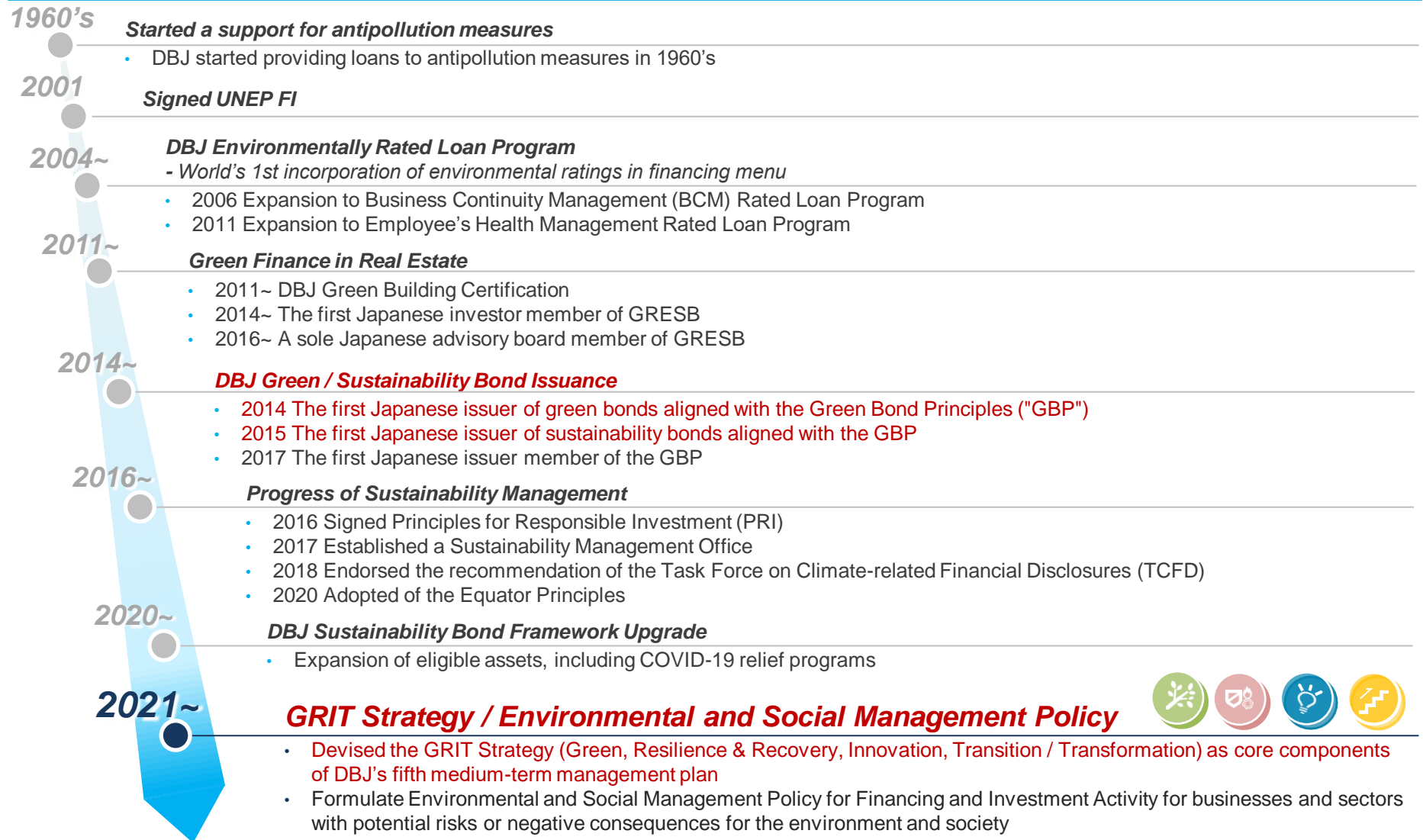
<S&P's comment extract>

"... We lift our long-term issuer credit rating on DBJ three notches from the SACP to factor in our assessment that the bank, as a government-related entity (GRE), has an extremely high likelihood of receiving government support if required. This reflects our views that it plays a critical policy role for the government and that its link with the government is very strong. The bank plays an important role in helping the government implement economic policies. It provides long-term funding for infrastructure and other projects as well as integrated investment and loan services.

... We think the revised DBJ Act, which includes an extension of the time frame for fully privatizing DBJ, indicates the Japanese government will likely maintain a strong commitment to DBJ's operations in the long run."

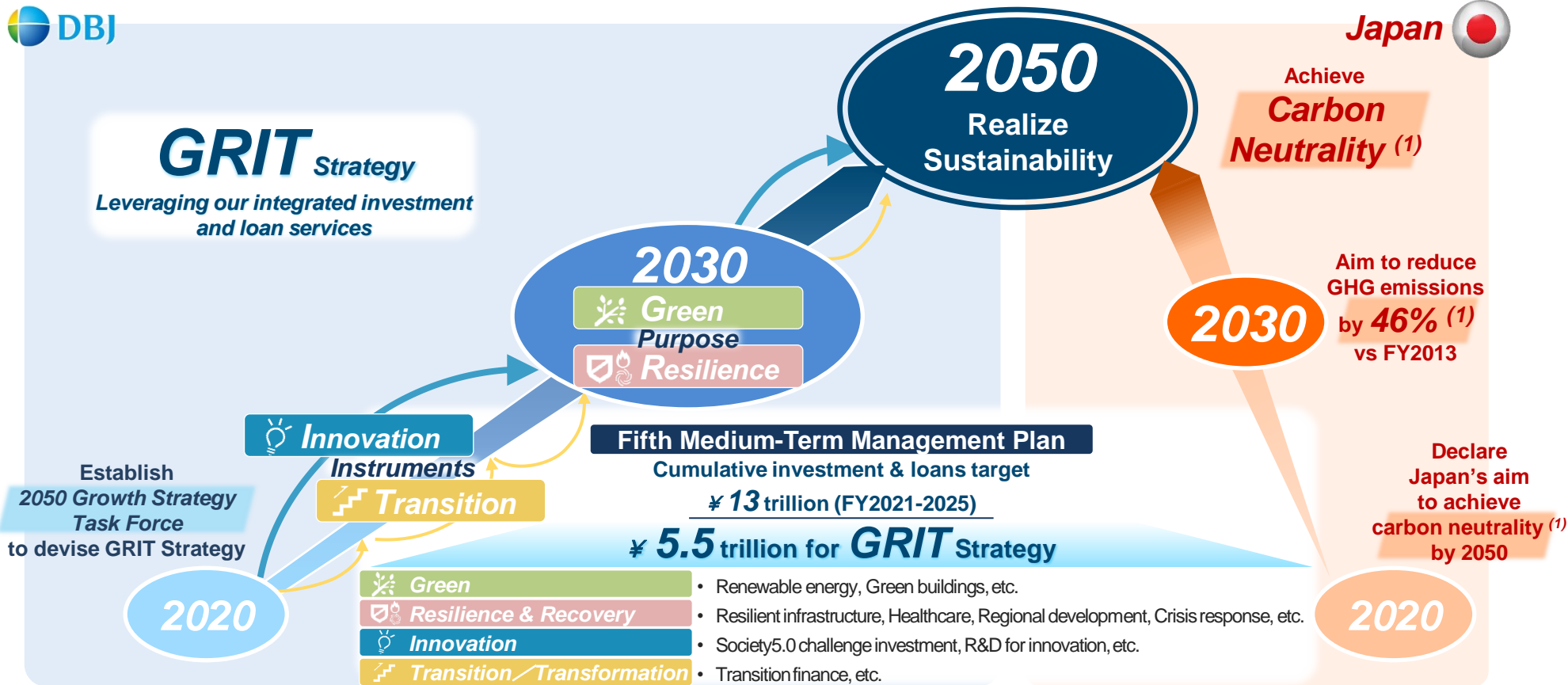
2. DBJ & Sustainability

Commitment to Sustainability



DBJ's GRIT Strategy

- GRIT Strategy is in line with the Japanese Government's environmental policy with the aim to achieve 46% GHG emission reduction by FY2030 and carbon neutrality by 2050. **DBJ intends to pursue net zero GHG emissions for its investment and loan portfolio by 2050.**
- **DBJ aims to provide JPY 5.5 trillion in GRIT-related investments and loans** during the fifth medium-term management plan period.
- **GRIT-related investments and loans has expanded as planned**, reaching JPY 5.1 trillion as of September 2025, which accounts for about 40% of the total investment and loan amount.



(1) Japanese government announced targets.

3. Summary of Financial Data

Financial Summary

FY2024 Financial Summary

	FY2023	FY2024 ⁽¹⁾	
	JPY billion	JPY billion	USD million
Total Income	415.1	393.7	2,633.2
Income before income taxes	150.6	113.8	761.2
Net income	103.2	83.7	560.1

Credit related costs (/gains)	19.1	8.8	59.4
--------------------------------------	------	-----	------

Loans outstanding	14,829	14,794	98,948
Total assets	21,698	21,549	144,123

Total capital ratio	17.56%	18.35%	-
Common equity Tier 1 capital ratio	17.33%	18.10%	-

FY2025 H1 Financial Summary

	FY2024 H1	FY2025 H1 ⁽²⁾	
	JPY billion	JPY billion	USD million
	211.2	274.9	1,846.6
	71.7	134.2	901.6
	51.0	94.0	631.2

	(2.4)	1.5	10.2
--	-------	-----	------

	14,575	14,581	97,941
	21,576	21,263	142,822

	18.23%	19.08%	-
	18.01%	18.76%	-

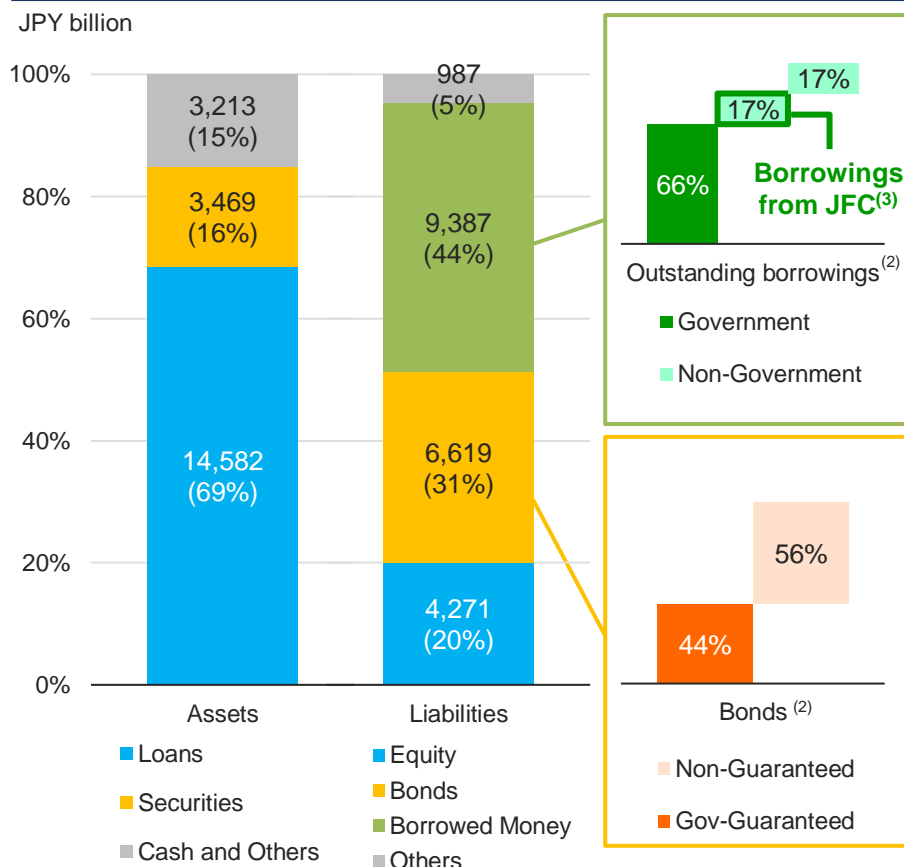
(1) USD/JPY = 149.52. Consolidated as of March 31, 2025.

(2) USD/JPY = 148.88. Consolidated as of September 30, 2025.

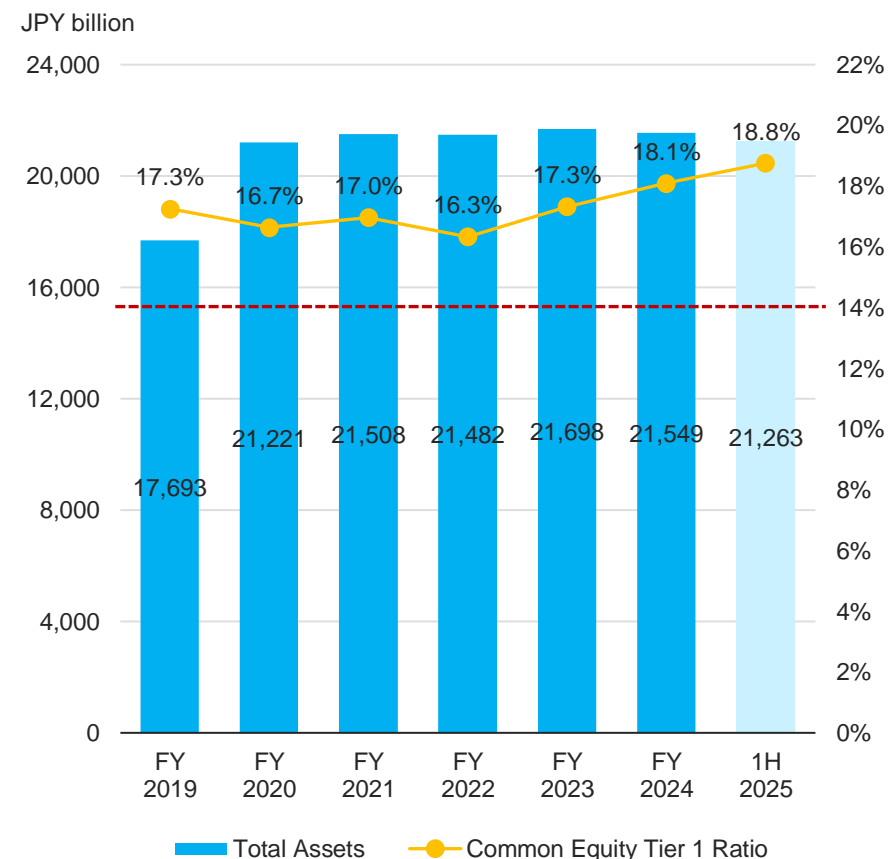
Balance Sheet Composition & Strong Capitalization

- **DBJ maintains a solid and stable balance sheet.**
- DBJ has been accumulating capital as a result of profit accumulation and the government's equity injection for Special Investment Operations.
- DBJ aims to maintain a **Common Equity Tier 1 ratio of at least around 14%** based on the target set down in the Fifth Medium-Term Management Plan.

Balance Sheet Composition⁽¹⁾



Total Assets and Common Equity Tier 1 Ratio⁽⁴⁾



(1) Consolidated. As of September 30, 2025

(2) Non-Consolidated. As of September 30, 2025

(3) Provided under Two-step Loans for the Crisis Response Operations (See page 6)

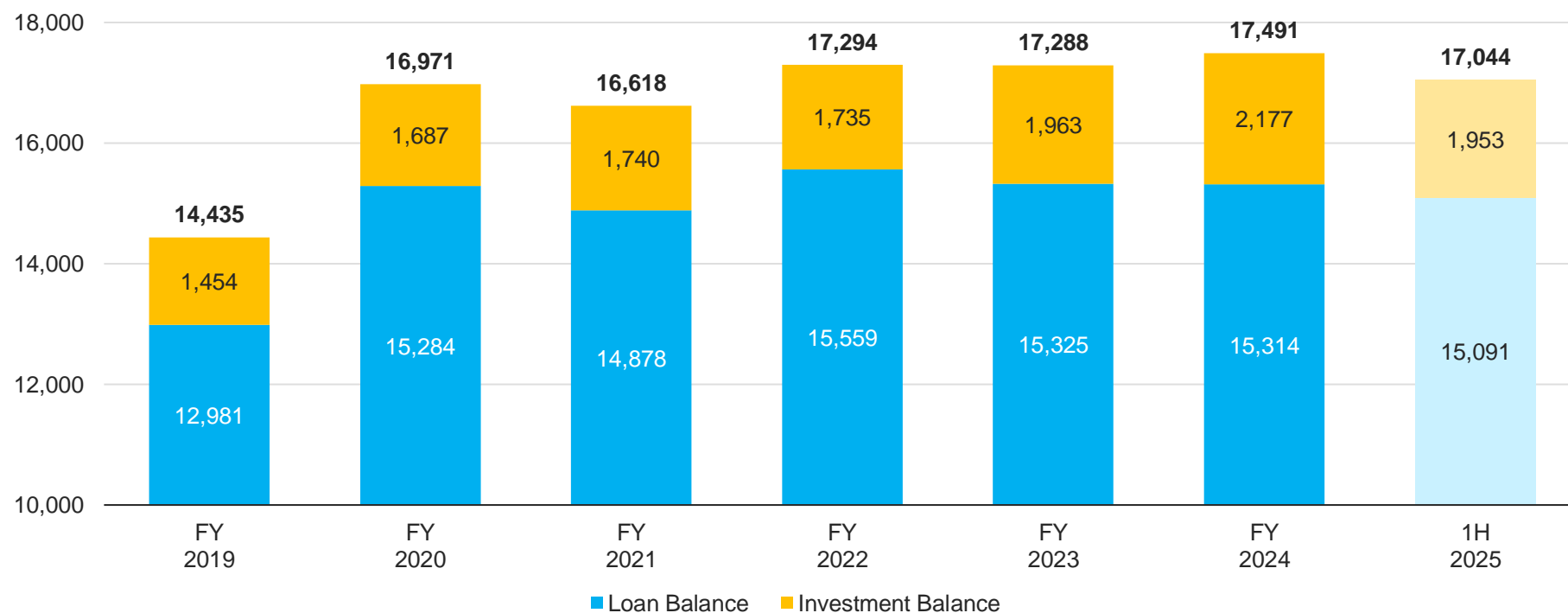
(4) Consolidated. As of September 30, 2025. Common equity Tier 1 ratios from FY2024 reflects the Japanese Basel III final reforms

Balance of Investments and Loans

- The balance of investments and loans was approximately JPY 17.0 trillion as of September 2025.
- The loan balance increased steadily in FY2020 mainly due to the COVID-19 pandemic, though it is slightly decreasing now mainly because of the repayment of loans for Crisis Response Operations.
- The investment balance has showed an upward trend over the years, reflecting expansion of our investment business.

Balance of Investments and Loans⁽¹⁾

JPY billion



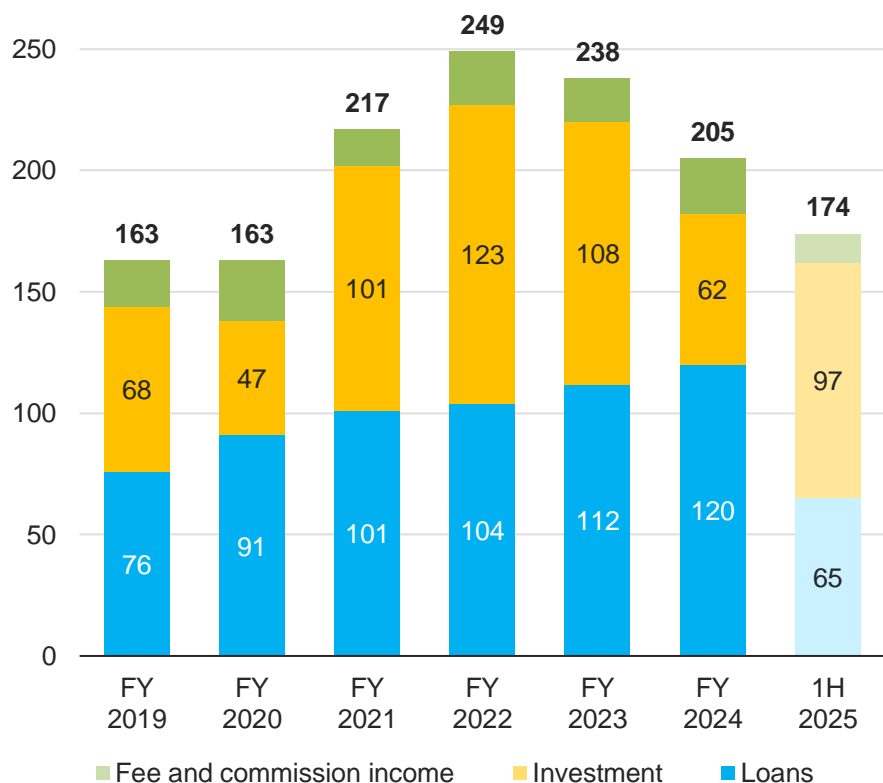
(1) Non-consolidated. Managerial accounting information

Stable and Diversified Income

- DBJ has sustained stable and diversified income, maintaining positive net income throughout its history.
- The investment income tends to be volatile due to its business model, although DBJ have successfully maintained a stable level through forming stable investment portfolio including investments on infrastructure and real estate.

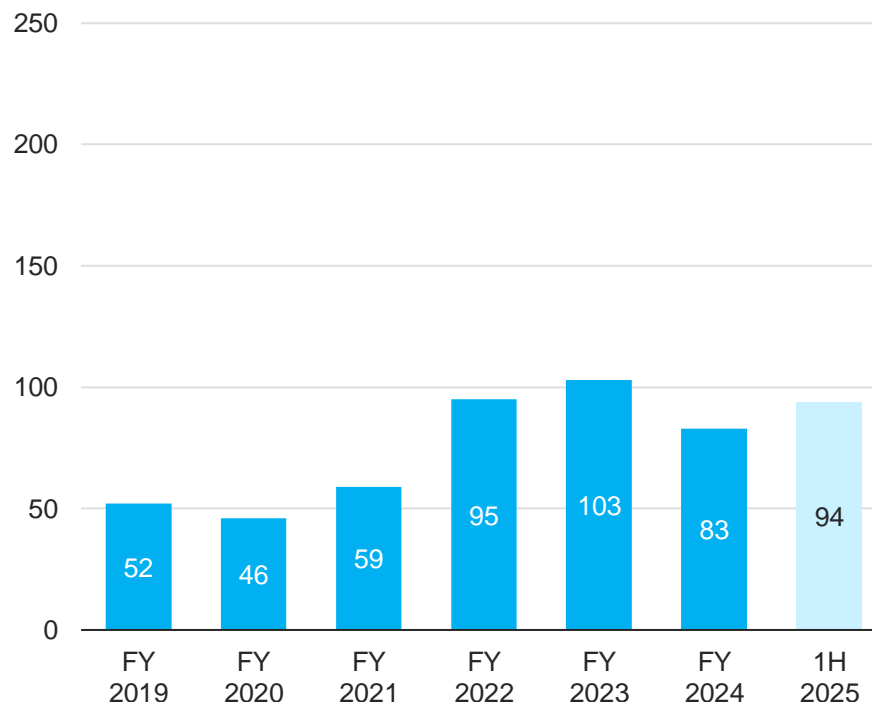
Gross Ordinary Income⁽¹⁾

JPY billion



Net Income⁽²⁾

JPY billion



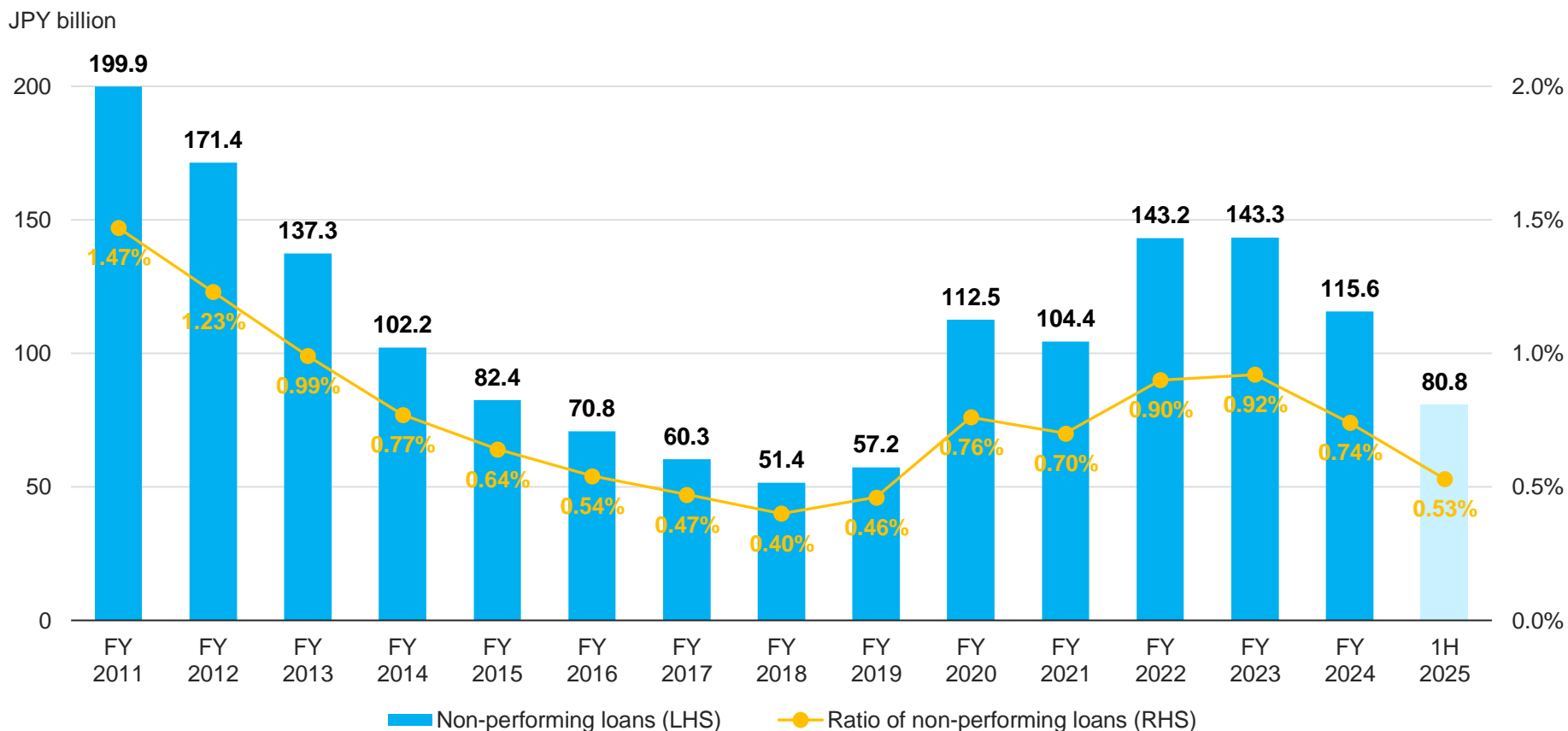
(1) Consolidated. Managerial accounting information. Note(i) Due to certain changes in the calculation methodology made for the year ended 31 March 2023, figures for the year ended 31 March 2022 have been retrospectively reclassified to reflect such changes and Note(ii) Figures for the year ended 31 March 2021 and prior have not been retrospectively reclassified and are therefore not comparable to figures for the year ended 31 March 2022 and onwards.

(2) Consolidated.

Asset Quality

- DBJ has maintained a low level of impaired loans as its loan exposures are concentrated on high grade Japanese corporations.
- Although the level of impaired loans increased temporarily due to the COVID-19 pandemic, it is on an improvement trend.

Non-Performing Loans⁽¹⁾



(1) Consolidated.

4. Funding Activities

Operational and Funding Plans

Operational Plan

	FY2025				FY2026	
	Initial		Revised			
	USD billion ⁽¹⁾	JPY billion	USD billion ⁽¹⁾	JPY billion	USD billion	JPY billion
Loans and investments	16.8	2,510	17.5	2,610	17.0	2,540

Note: Loans for Crisis Response Operations are not included in the above budget.

Funding Plan

	FY2025				FY2026	
	Initial		Revised			
	USD billion ⁽¹⁾	JPY billion	USD billion ⁽¹⁾	JPY billion	USD billion ⁽¹⁾	JPY billion
Gov't investments and loans	4.3	650	5.0	750	4.3	650
Long-term borrowings from Gov't	2.0	300	2.7	400	2.0	300
Gov't guaranteed domestic bonds	0.9	130	0.9	130	0.9	130
Gov't guaranteed international bonds	1.5	220	1.5	220	1.5	220
Funding for Crisis Response Operations	-	-	-	-	-	-
Self Funding	6.3	940	6.3	940	6.4	950
Non-guaranteed bonds (including JPY bonds)	4.4	660	4.4	660	4.5	670
Long-term borrowings	1.9	280	1.9	280	1.9	280
Miscellaneous⁽²⁾	6.2	920	6.2	920	6.3	940
Gov't Guaranteed short-tem bonds	0.7	100	0.7	100	0.7	100
Total	16.8	2,510	17.5	2,610	17.0	2,540

Note: As for flow, Funding for Crisis Response Operations is available separately from the government and not included in the above.

(1) USD/JPY = 149.52 as of March 31, 2025.

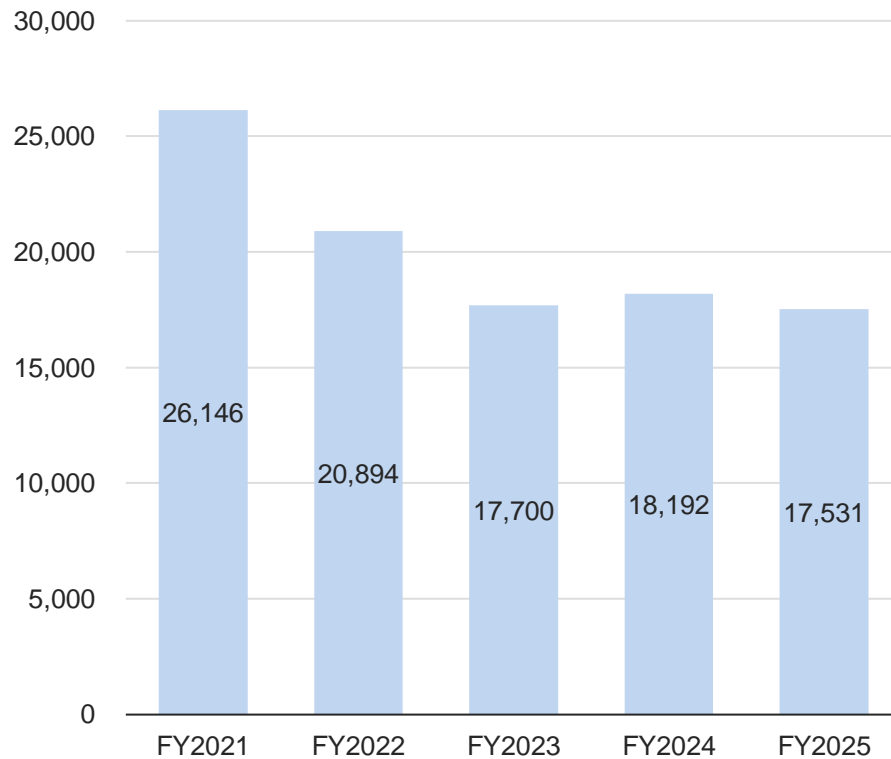
(2) Includes retained earnings, repayment gap, etc.

Balance of Operational Plan and Funding Plan

- International bonds issuance volume has been stable aligned with our operational plans.

Operational Plan⁽¹⁾

USD million



International Bonds Issuance Amount⁽²⁾

USD million



(1) The operational plans for each year area based on the final budget. The amount has been converted to USD at the end of the fiscal year.

(2) The issue amount of each issuance has been converted to USD at the end of the fiscal year.

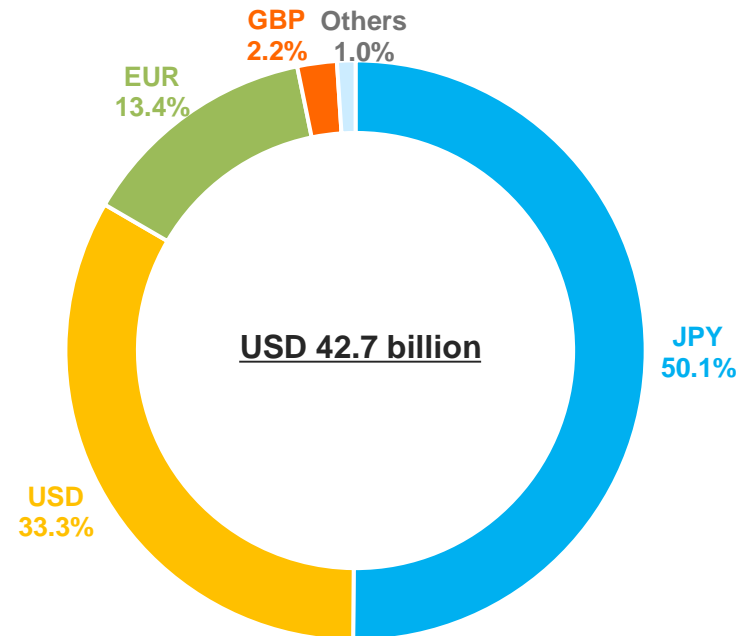
Outstanding Bond Details

- Out of the USD 42.7 billion equiv. DBJ's bonds outstanding, around 51% was issued in the domestic market and the remaining 49% in the international market.
- In terms of currency, around 50% was in JPY, and the remaining was in international currencies.
- Part of the funds from international market is used for DBJ's international lending & investment activities, and the other is for domestic activities by exchanging international currency into JPY.

Outstanding Bonds by Type⁽¹⁾












Outstanding Bonds by Currency⁽¹⁾



(1) USD/JPY=149.52, EUR/JPY=161.58, GBP/JPY=193.82. As of March 31, 2025.

DBJ's Recent International Bond Issuance Activities

- In FY2025, DBJ regularly issued 3 products; Government Guaranteed Bond, USD Non-Guaranteed Bond, EUR Non-Guaranteed Bond, and stopped issuing GBR Non-Guaranteed Bond.

	FY2023	FY2024	FY2025	FY2026
 Gov't Guaranteed Bond Tenor must be 5yr or longer	5yr €1 billion Issue Date: 13 th Apr. 23 Format: Reg.S 10yr \$500 million Issue Date: 30 th Jan. 24 Format: 144A/Reg.S	5yr \$1 billion Issue Date: 10 th Apr. 24 Format: 144A/Reg.S 10yr \$500 million Issue Date: 16 th Jan. 25 Format: 144A/Reg.S	5yr \$1 billion Issue Date: 8 th Apr. 25 Format: 144A/Reg.S 10yr \$500 million Issue Date: 16 th Jan. 25 Format: 144A/Reg.S	TBD TBD
 Non-Guaranteed Bond	 3yr \$600 million Issue Date: 1 st Sep. 23 Format: 144A/Reg.S	 3yr \$600 million Issue Date: 28 th Aug. 24 Format: 144A/Reg.S	3yr \$1 billion Issue Date: 28 th Aug. 25 Format: 144A/Reg.S	TBD
 Non-Guaranteed Bond	 4yr €500 million Issue Date: 13 th Sep. 23 Format: Reg.S	 4yr €600 million Issue Date: 11 th Sep. 24 Format: Reg.S	 4yr €600 million Issue Date: 4 th Sep. 25 Format: Reg.S	TBD
 Non-Guaranteed Bond	Short 3yr £250 million Issue Date: 18 th Oct. 23 Format: Reg.S	3yr £250 million Issue Date: 30 th Oct. 24 Format: Reg.S	-	-

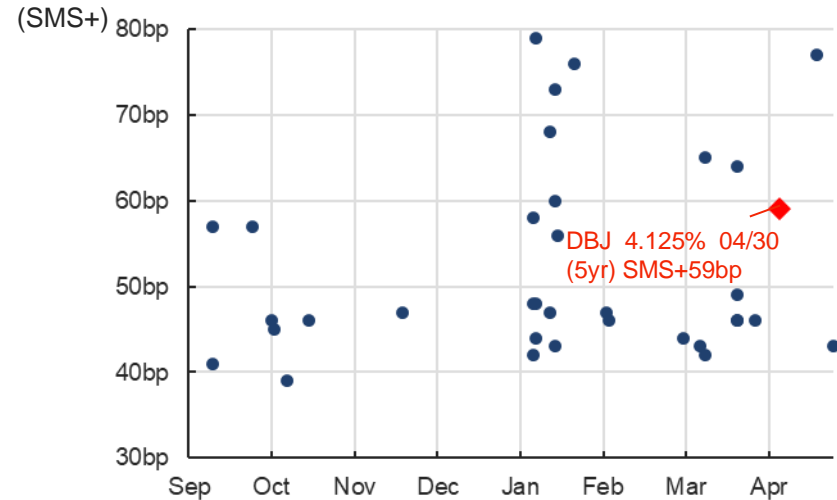
Launch Spread / Investor Distributions (USD Gov't Guaranteed Bond)

- DBJ issues Gov't Guaranteed Bonds annually. In the last USD 5yr transaction, the bond was allocated to diverse investors.

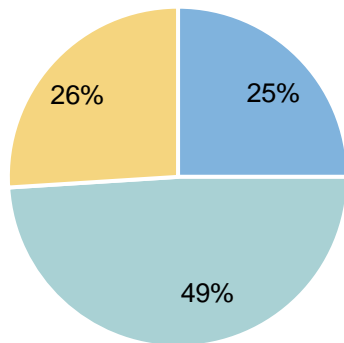
Issue Details and Distributions of last transaction

Pricing Date	2025.4.1
Ratings	A1(Moody's) / A+(S&P)
Format	144A/RegS
Tenor	5yr
Coupon	4.125%
Launch Spread	SOFR MS +59bp
Issue Amount	USD 1,000mn
Book Size	USD 1,800mn

Launch Spread relative to other USD SSA 5y (24.9.1 ~)

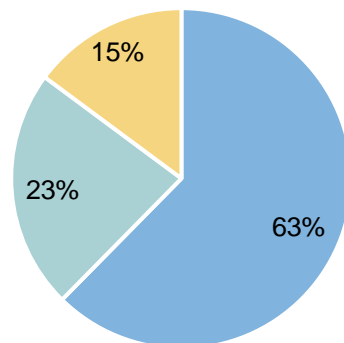


Region



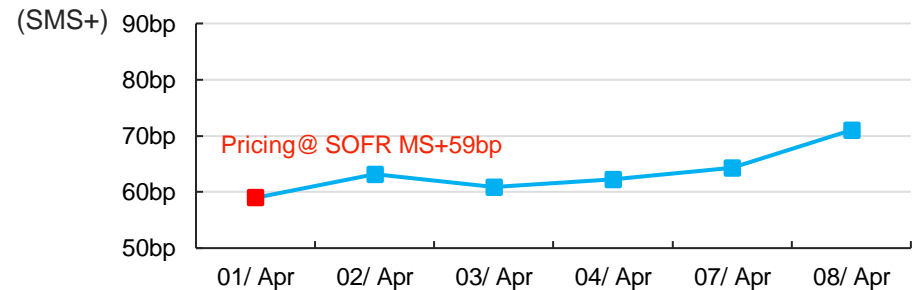
■ EMEA ■ APAC ■ Americas

Type



■ CB/OI ■ Bank ■ AM/Others

Secondary Spread During 5 days after Pricing⁽¹⁾



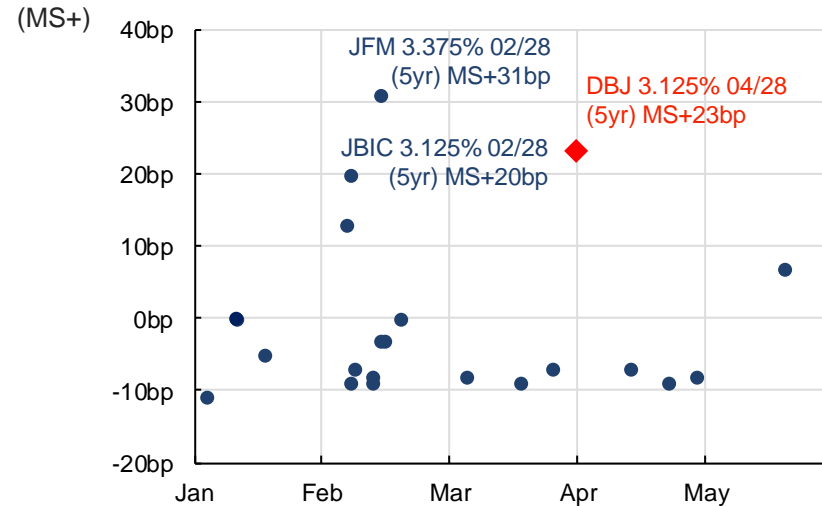
Launch Spread / Investor Distributions (EUR Gov't Guaranteed Bond)

- DBJ issues Gov't Guaranteed Bonds in EUR as well. In the last EUR transaction, the bond was allocated to diverse investors.

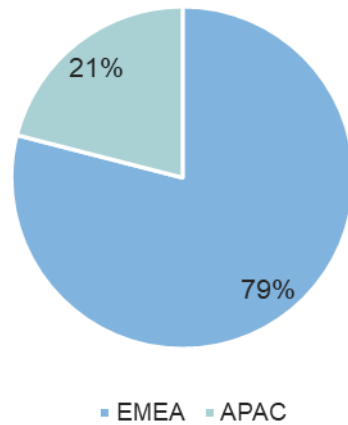
Issue Details and Distributions of last transaction

Pricing Date	2023.4.4
Ratings	A1(Moody's) / A+(S&P)
Format	RegS Only
Tenor	5yr
Coupon	3.125%
Launch Spread	EURIBOR MS +23bp
Issue Amount	EUR 1,000mn
Book Size	EUR 2,600mn

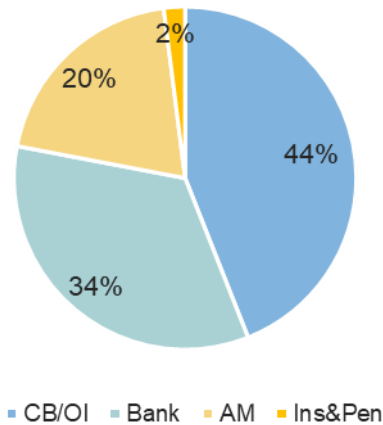
Launch Spread relative to other EUR SSA 4~6y (CY23)



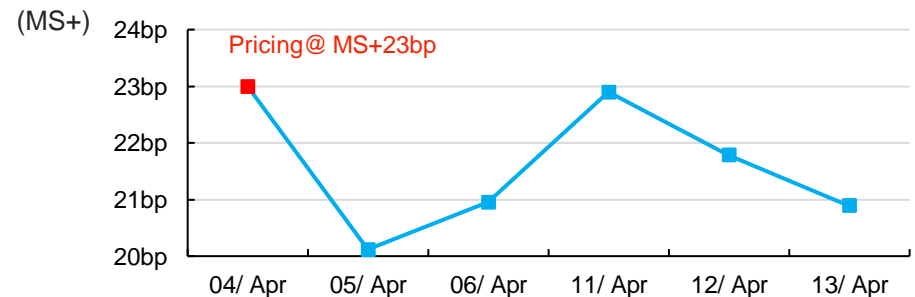
Region



Type



Secondary Spread During 5 days after Pricing⁽¹⁾



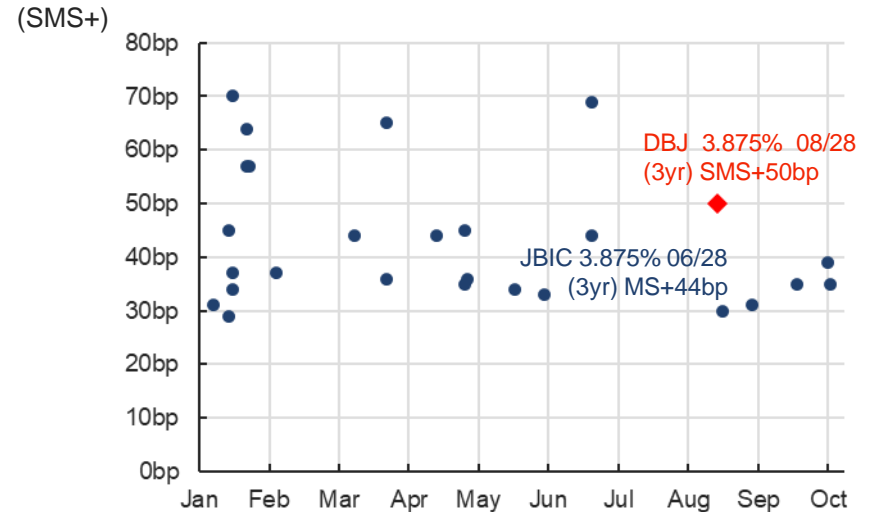
Launch Spread / Investor Distributions (USD Non-Guaranteed Bond)

■ DBJ issues Non-Guaranteed Bonds in USD. In the last transaction, the bond was allocated to diverse investors.

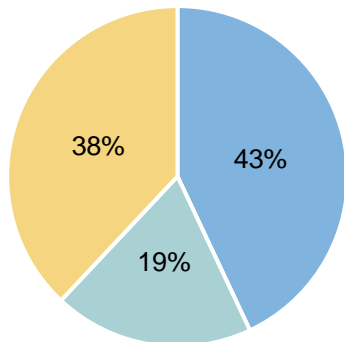
Issue Details and Distributions of last transaction

Pricing Date	2025.8.19
Ratings	A1(Moody's) / A(S&P)
Format	144A/RegS
Tenor	3yr
Coupon	3.875%
Launch Spread	SOFR MS +50bp
Issue Amount	USD 1,000mn
Book Size	USD 2,200mn

Launch Spread relative to other USD SSA 3y (CY25)

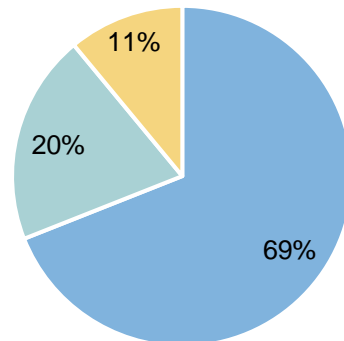


Region



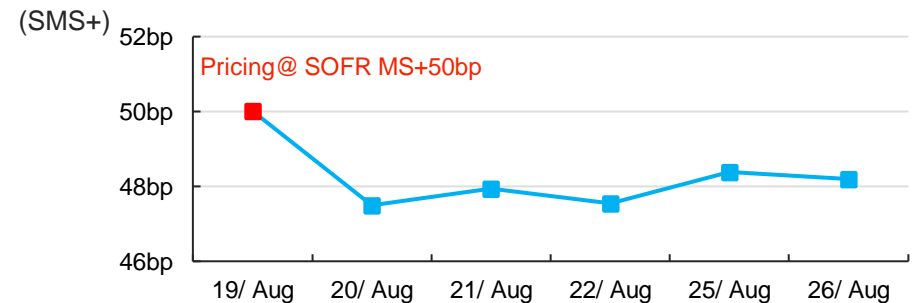
■ EMEA ■ APAC ■ Americas

Type



■ CB/OI ■ Bank ■ AM/Others

Secondary Spread During 5 days after Pricing⁽¹⁾



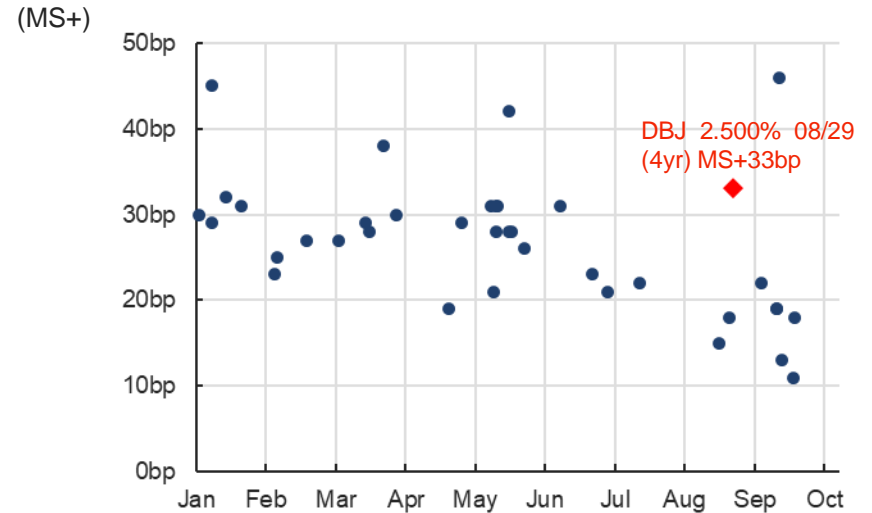
Launch Spread / Investor Distributions (EUR Non-Guaranteed Bond)

- DBJ issues Sustainability Bonds in EUR annually. In the last transaction, the bond was allocated to diverse investors.

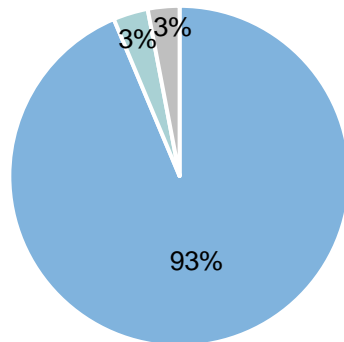
Issue Details and Distributions of last transaction

Pricing Date	2025.8.28
Ratings	A1(Moody's) / A(S&P)
Format	RegS only / Sustainability Bond
Tenor	4yr
Coupon	2.500%
Launch Spread	EURIBOR MS +33bp
Issue Amount	EUR 600mn
Book Size	EUR 5,100mn

Launch Spread relative to other EUR SSA 4~6y (CY25)

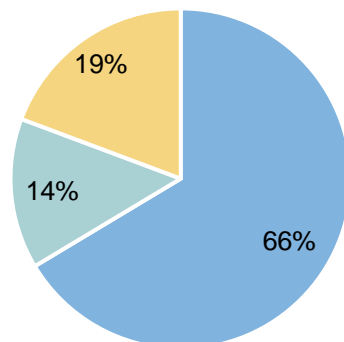


Region



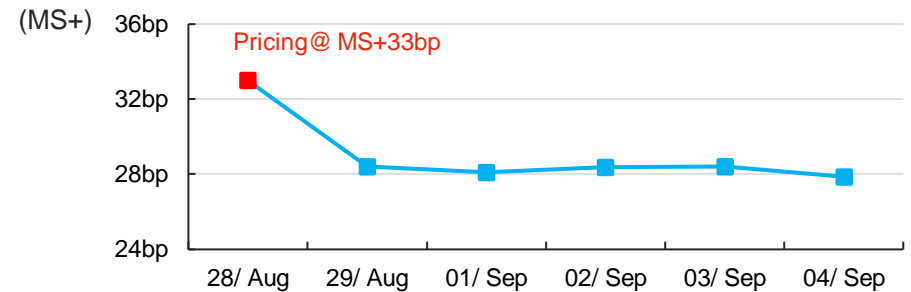
■ EMEA ■ APAC ■ Others

Type



■ CB/OI ■ Bank ■ AM/Others

Secondary Spread During 5 days after Pricing⁽¹⁾



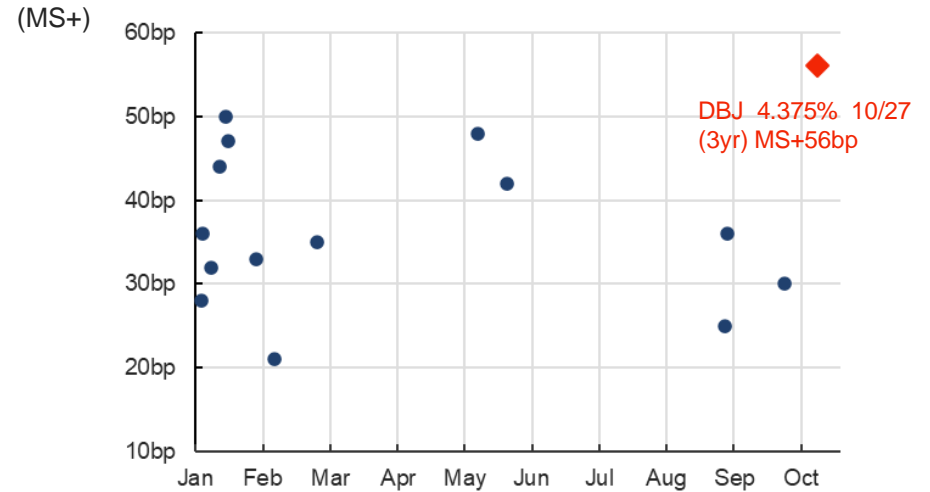
Launch Spread / Investor Distributions (GBP Non-Guaranteed Bond)

■ DBJ issues Non-Guaranteed Bonds in GBP. In the last transaction, the bond was allocated to diverse investors.

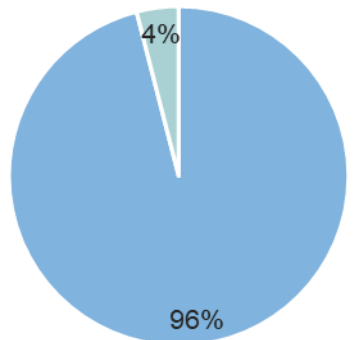
Issue Details and Distributions of last transaction

Pricing Date	2024.10.23
Ratings	A1(Moody's) / A(S&P)
Format	RegS only
Tenor	3yr
Coupon	4.375%
Launch Spread	SONIA MS +56bp
Issue Amount	GBP 250mn
Book Size	GBP 385mn

Launch Spread relative to other GBP SSA 3y (CY24)

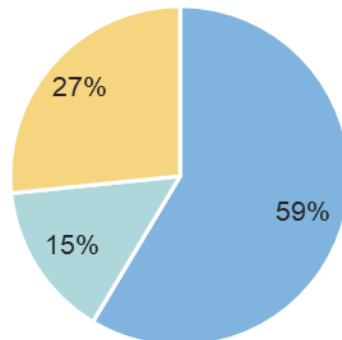


Region



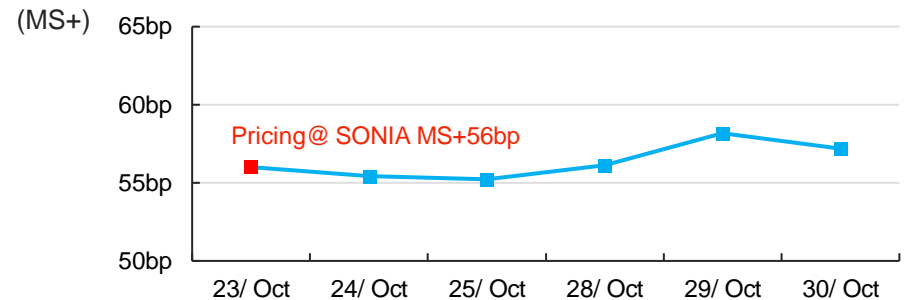
■ EMEA ■ APAC ■ Americas

Type



■ CB/OI ■ Bank ■ AM ■ Others

Secondary Spread During 5 days after Pricing⁽¹⁾



(Appendix)
DBJ Act

DBJ Act – Defining the Government’s Financial Support

- DBJ was established on October 1, 2008 under the terms of the DBJ Act, and is able to receive financial support by the Government.

Purpose

Article 1: Purpose

- Development Bank of Japan Inc. (hereinafter referred to as the "Corporation") shall be a joint stock company (kabushiki-kaisha) whose object is to maintain the foundations of investment and financing functions of long-term business funds as the Development Bank of Japan by conducting business activities utilizing the methods of combining investments and financing and other sophisticated financial methodologies, while maintaining the autonomy of management with the goal of realizing full-scale privatization, thereby contributing to smooth supply of funds to those who need long-term business funds, as well as to the sophistication of financial functions.

Financial Support from the Government

Article 22: Special Exemptions from Management of Fiscal Loan Funds

Fiscal Loan Funds

- Notwithstanding the provision of Article 10, Paragraph 1 of the Fiscal Loan Funds Act (Act No. 100 of 1951), the fiscal loan funds (the fiscal loan funds set forth in Article 2 of the Fiscal Loan Funds Act; hereinafter the same) may be appropriated for loans (hereinafter in Article 24 referred to simply as the "Loans") to the Corporation when the Corporation borrows money for appropriation for expenses required for its operations set forth in Article 3, Paragraphs 1 and 2.

Article 25: Guarantee of Obligations

Guarantee of Obligations

1. Notwithstanding the provision of Article 3 of the Act Concerning Restrictions on Fiscal Assistance by the Government to Corporations (Act No. 24 of 1946), the Government may enter into a guarantee agreement for the obligations relating to the Debentures, Etc., to the extent of the amount approved by the resolutions of the Diet.
2. In addition to the provision of the preceding Paragraph, the Government may enter into a guarantee agreement for the obligations relating to the Bond Certificates, Etc. to be issued by the Corporation upon request for reissue to be made after a decision of nullification set forth in Article 699, Paragraph 2 of the Companies Act, for delivery to those who have lost the Bond Certificates, Etc., or for the obligations relating to the Bond Certificates, Etc. to be issued by the Corporation as set forth in Article 5, Paragraph 3 or Article 13, Paragraph 3.

(Appendix)
Environmental and Social Management Policy

Sustainability Management

- In May 2017, the DBJ Group established the Policy on Sustainability as a fundamental stance for contributing to the realization of a sustainable. Based on this policy, we recognize climate change, natural capital and biodiversity, circular economy, and human rights as priority issues for achieving a sustainable society.
- We will contribute to **the realization of a sustainable society through solving regional and customer challenges in collaboration and cooperation with our stakeholders.**

Governance

- The Sustainability Committee: deliberates on policy responses to various sustainability-related issues and monitors progress on corresponding initiatives.
- The Executive Committee : As needed, deliberates and decides on matters and reports to Board of Directors.
- The Sustainability Management Office: an administrative body within the Corporate Planning & Coordination Department that acts as a hub for information inside and outside the DBJ Group, and advances measures.

Organization Chart



Matters Deliberated by the Sustainability Committee (Excerpts)

- Policy on carbon neutrality
- TCFD/TNFD recommendation trends and policy for response
- Enhancing initiatives for human rights respect
- Environmental and social management
- policy for financing and investment activity

Risk Management

- DBJ recognizes that being underprepared for climate change is a risk that could have a significant impact on management. It therefore analyzes potential impacts based on a range of scenarios and formulates initiatives and policies to deal with risks.
- DBJ Group has determined business policies for investments and loans for specified sectors, and monitors progress.
- For example, DBJ has formulated and disclosed its **Environmental and Social Management Policy for Financing and Investment Activity** for businesses and sectors with a high likelihood of posing major risks or having negative consequences for the environment and society.

Environmental and Social Management Policy - Summary (August 29, 2025)

1 Prohibited businesses

- Businesses that have a negative impact on wetlands designated under the Ramsar Convention
- Businesses that have a negative impact on World Heritage Sites designated by UNESCO
- Businesses that infringe on the Convention on International Trade in Endangered Species of Wild Fauna and Flora (Washington Convention)
- Businesses that engage in child labor or forced labor

2 Businesses requiring additional DD

- Businesses that negatively impact the local communities of indigenous peoples
- Businesses that expropriate land and force the relocation of residents

4 Governance

- Governance
 - DBJ has created the Sustainability Committee as a body under the Executive Committee
- In-house education and training
- Communication with stakeholders

3 Policies for specific sectors

- **Weapons**
Does not provide investments in and extend loans to businesses that use these funds to manufacture cluster bombs and other weapons regarded as inhumane weapons of grave concern by international society.
- **Coal-fired thermal power generation**
Does not engage in projects to build new or expand existing coal-fired thermal power plants, while participating in initiatives for transitioning to cleaner thermal power plants with the use of new technologies.
- **Palm oil**
Confirms the business in question has obtained international certification for sustainable palm oil production and has not caused any problems with indigenous peoples and local communities.
- **Lumber**
Makes sure the business in question does not engage in illegal logging or cause trouble with indigenous peoples and local communities.
- **Mining (General)**
Makes sure mining projects are properly managed to prevent harm to ecosystems, infringement of indigenous rights, and human rights issues such as child labor.
- **Coal mining**
Refuses to provide investments and loans to new coal mining businesses that plan on mountaintop removal (MTR).
- **Oil and gas**
Takes a cautious stance on evaluating investments and loans for oil and gas development projects, oil sands projects, shale oil and gas development projects, and pipeline projects located in the Arctic Circle.
- **Large-scale hydroelectric power**
(output of at least 30 MW and dam wall height of at least 15 m)
Makes sure there are no problems in terms of environmental impact, indigenous peoples, and local communities.
- **Woody biomass power generation**
Makes financing decisions after carefully considering the possibility of negative impacts on environment and society.

(Appendix)
Funding Program and Historical Issuances

Funding Programs

- In addition to the GMTN program, DBJ has an Euro-Commercial Paper program which provides additional funding capacity if needed to reduce its reliance on its other short-term funding sources.

Outline of GMTN Program

Arranger	Barclays				
Dealers	Barclays, BNP PARIBAS, BofA Securities, Citigroup, Credit Agricole CIB, Daiwa Capital Markets Europe, Goldman Sachs International, HSBC, J.P. Morgan, Mizuho, Morgan Stanley, Nomura				
Format	<table border="0"> <tr> <td>Guaranteed :</td> <td>Global (144A/Reg.S) Euro (Reg.S only)</td> </tr> <tr> <td>Non-guaranteed :</td> <td>Global (144A/Reg.S) Euro (Reg.S only)</td> </tr> </table>	Guaranteed :	Global (144A/Reg.S) Euro (Reg.S only)	Non-guaranteed :	Global (144A/Reg.S) Euro (Reg.S only)
Guaranteed :	Global (144A/Reg.S) Euro (Reg.S only)				
Non-guaranteed :	Global (144A/Reg.S) Euro (Reg.S only)				
Currencies	USD, EUR, GBP, JPY, CNY, SEK, CHF, CAD, AUD, etc.				
Listing	Euro MTF Market of the Luxembourg Stock Exchange				

Outline of Euro CP Program

Arranger	Barclays
Dealers	Barclays, BofA Merrill Lynch, Citigroup, ING, Nomura, BRED ⁽¹⁾
Maximum Amount	USD 3,000,000,000-
Currencies	USD, EUR, GBP, JPY, etc.
Yield Basis	Discounted, not interest-bearing
Listing	None
Program Rating	P-1 by Moody's, A-1 by S&P

(1) Spot dealer

Issuance List of International Bonds

- Government-guaranteed bonds issued by DBJ, JBIC and JICA provide an opportunity for "Japan sovereign exposure" in non-JPY currencies. **Under the relevant laws, guaranteed bonds must have maturities of 5 years or longer.**
- In accordance with **the expansion of our international business, DBJ has been increasing its issuance of non-guaranteed international bonds.**
- The bonds have been issued in Euro (Reg.S only) or Global (144A & Reg.S) formats off the GMTN program.

Issuance List of Government-guaranteed Bonds

No.	Issue Date	Maturity	Format	Currency	Amount (million)	Tenor (yr)	Coupon	Primary Spread ⁽¹⁾
26	2022.04.28	2027.04.28	144A/Reg.S	USD	1,000	5	3.250%	MS+57bp
27	2023.04.13	2028.04.13	Reg.S	EUR	1,000	5	3.125%	MS+23bp
28	2024.01.30	2034.01.30	144A/Reg.S	USD	500	10	4.500%	MS+82bp
29	2024.04.10	2029.04.10	144A/Reg.S	USD	1,000	5	4.625%	MS+55bp
30	2025.01.16	2035.01.16	144A/Reg.S	USD	500	10	4.875%	MS+73bp
31	2025.04.08	2030.04.08	144A/Reg.S	USD	1,000	5	4.125%	MS+59bp
32	2026.01.14	2036.01.16	144A/Reg.S	USD	500	10	4.375%	MS+61bp

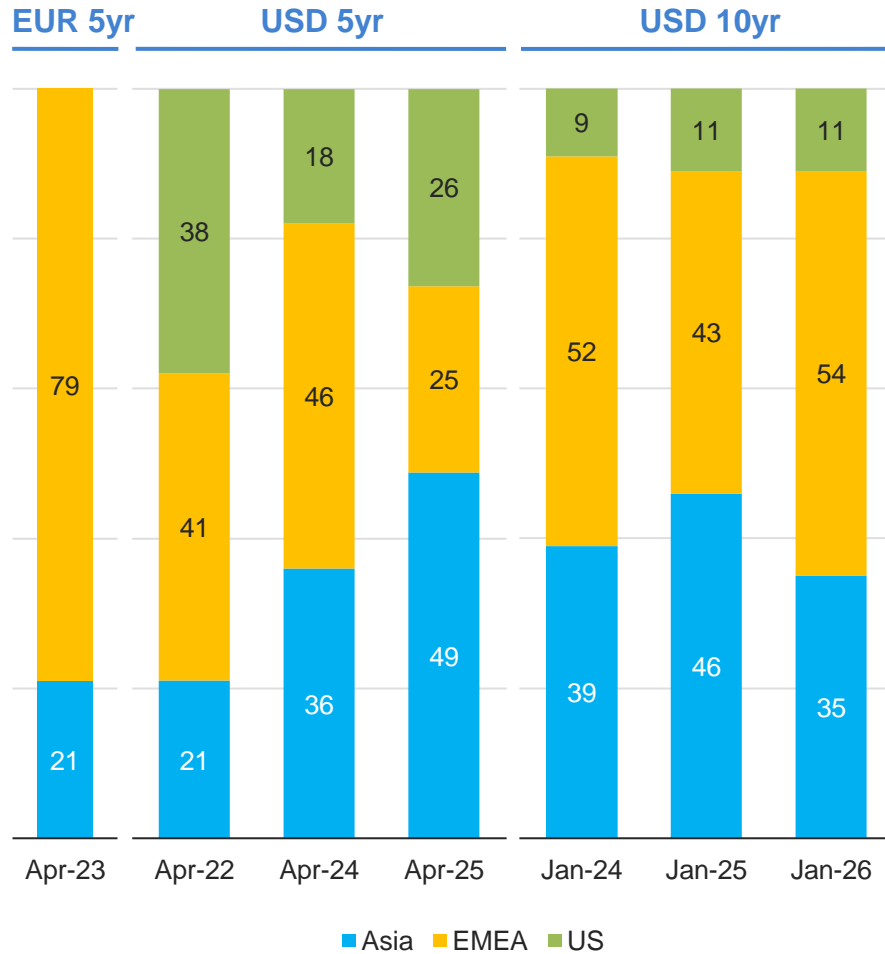
Issuance List of Non-guaranteed Bonds

No.	Issue Date	Maturity	Currency	Amount (million)	Tenor (yr)	Coupon	Primary Spread ⁽¹⁾
Sustainability #12	2022.09.01	2026.09.01	EUR	600	4	2.125%	MS+20bp
Sustainability #13	2022.09.22	2025.09.22	USD ⁽²⁾	600	3	4.375%	MS+71bp
GMTN #93	2023.01.17	2025.06.06	GBP	250	Long 2	4.500%	UKT+115bp
Sustainability #15	2023.09.01	2026.09.01	USD ⁽²⁾	600	3	5.125%	MS+62bp
Sustainability #16	2023.09.13	2027.09.13	EUR	500	4	3.500%	MS+22bp
GMTN #96	2023.10.18	2026.03.30	GBP	250	Short 3	5.250%	UKT+90bp
Sustainability #17	2024.08.28	2027.08.28	USD ⁽²⁾	600	3	4.000%	MS+52bp
Sustainability #18	2024.09.11	2028.09.11	EUR	600	4	2.625%	MS+30bp
GMTN #99	2024.10.30	2027.10.30	GBP	250	3	4.375%	MS+56bp
GMTN #100	2025.08.28	2028.08.28	USD ⁽²⁾	1,000	3	3.875%	MS+50bp
Sustainability #19	2025.09.04	2029.09.04	EUR	600	4	2.500%	MS+33bp

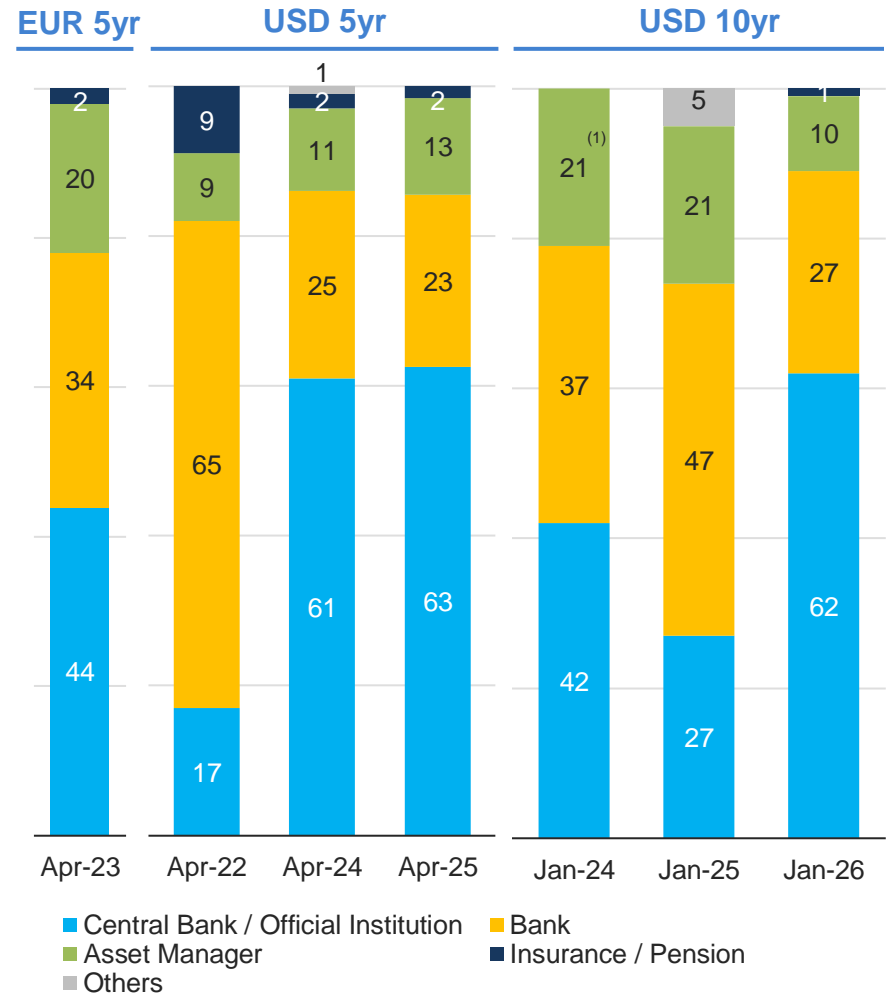
(1) USD: SOFR MS, EUR: Euribor MS

Government-Guaranteed International Bonds - Investor Distribution

Breakdown by Geographic Region (%)

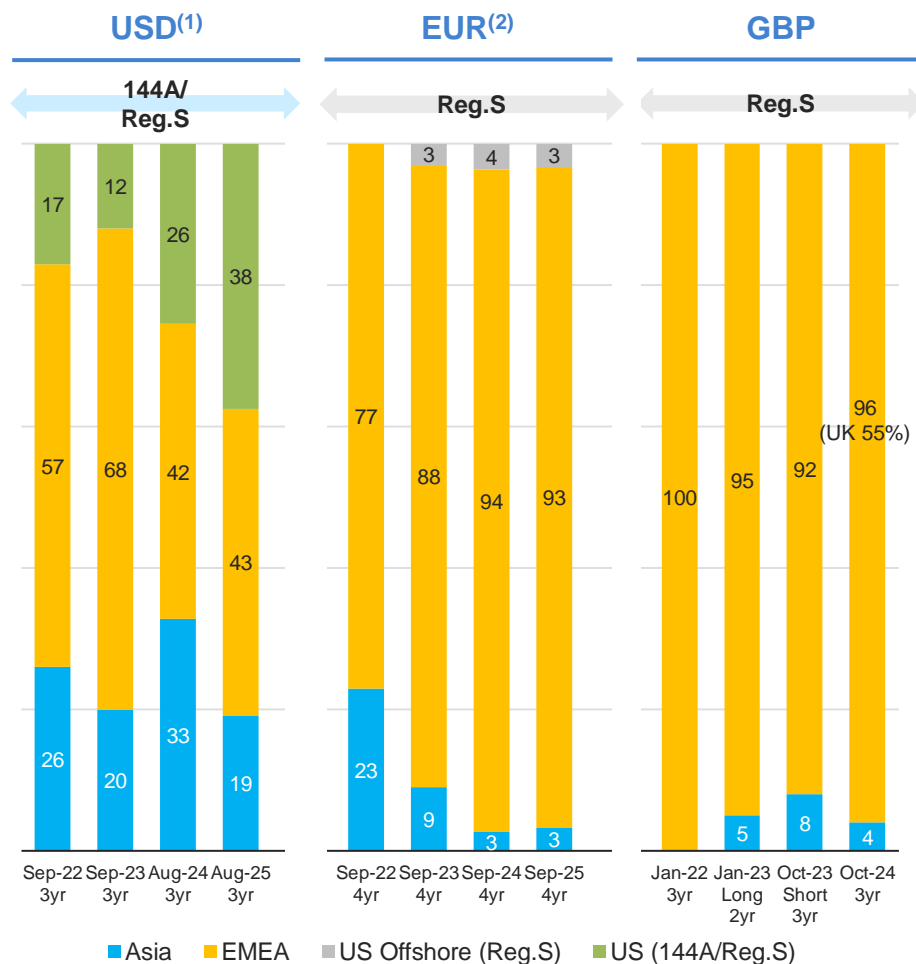


Breakdown by Investor Type (%)

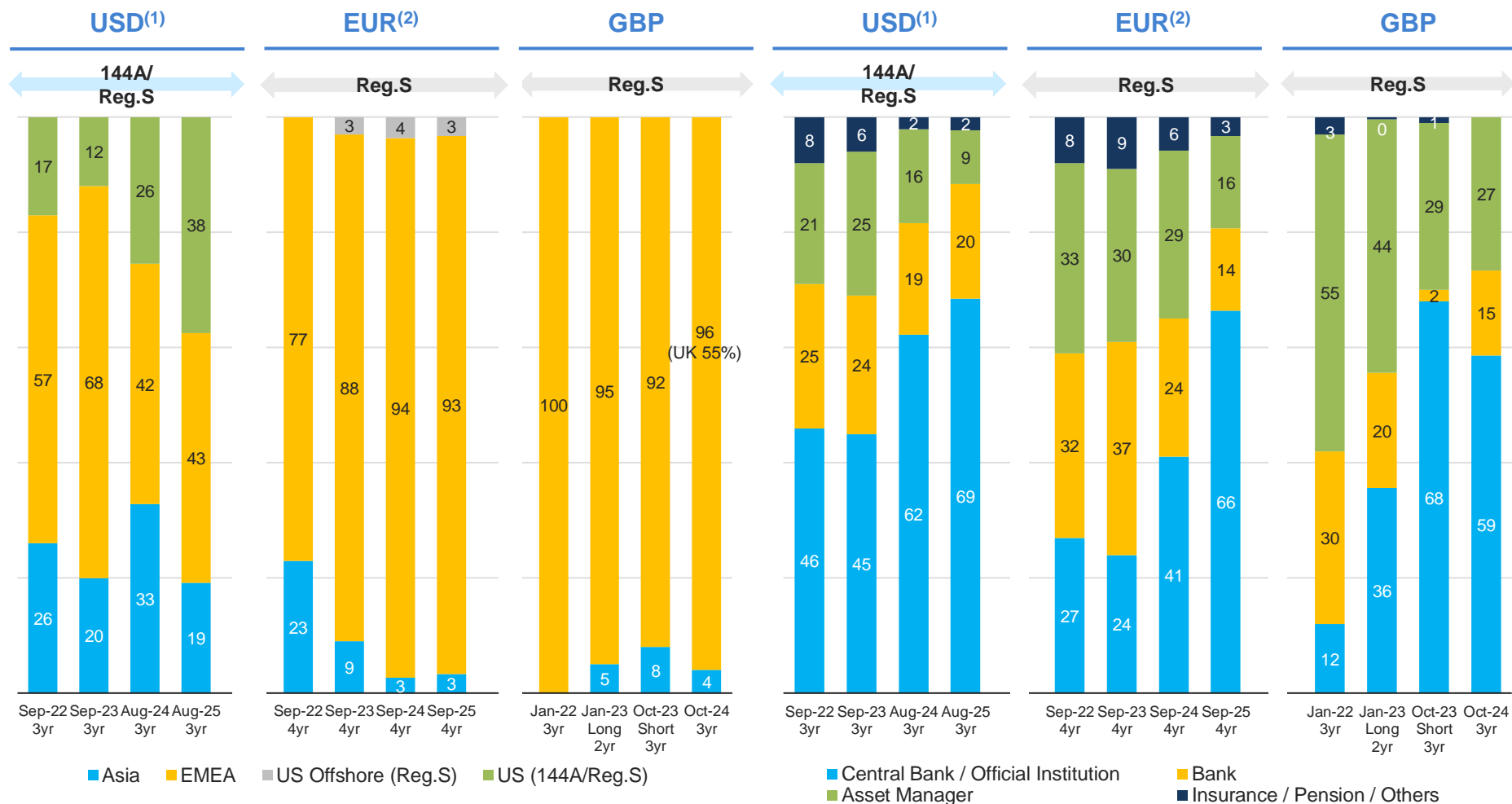


Non-Guaranteed International Bonds - Investor Distribution

Breakdown by Geographic Region (%)



Breakdown by Investor Type (%)



(1) The bond issued in 2025 is non-labeled, and the others are sustainability-labeled.

(2) All bonds are sustainability-labeled.

DBJ's Products in the Domestic Market

- DBJ regularly issues large amounts of bonds and is recognized as a market leader in Japanese market.
- DBJ's products are classified into about 3 types; government guaranteed bonds, non-guaranteed regular bonds, and non-guaranteed spot bonds.

DBJ's Products in the Domestic Market

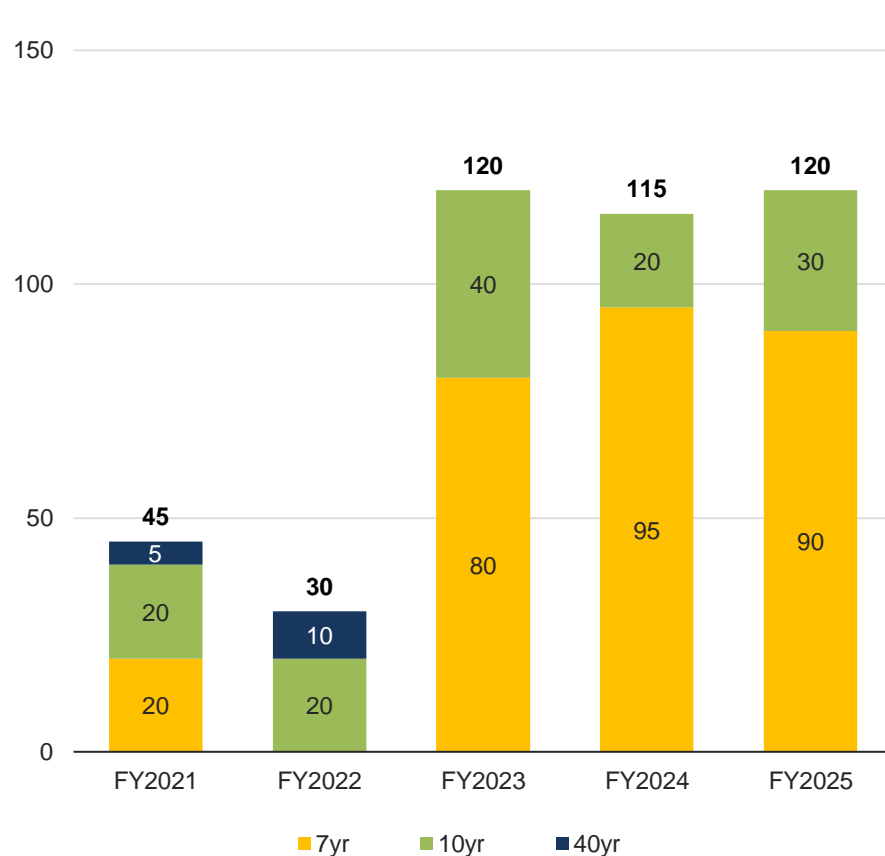
Products		Target Maturities	Approx Issue Size(Yen)	Ratings	Notes
Government Guaranteed Bonds		Multiple	10-40 billion	A1/A+	<ul style="list-style-type: none"> • Unconditional and irrevocable guarantee by the Government • Planning to issue 130 billion yen per year
Non-Guaranteed Bonds	Regular Bonds (Quarterly)	3,5,10yr	20-40 billion	A1/A	<ul style="list-style-type: none"> • Public benchmark bonds without guarantee by the Government • Issue in April, July, October, and January
	Spot Bonds	2-40yr	10 billion	A1/A	<ul style="list-style-type: none"> • Issue occasionally based on market conditions and investor demand • Sustainability bonds and Transition bonds are included

Government-Guaranteed Domestic Bonds

■ DBJ also regularly issues government-guaranteed bonds in the domestic JPY market.

Government-Guaranteed Domestic Bonds

JPY billion



Recent Public Issuances

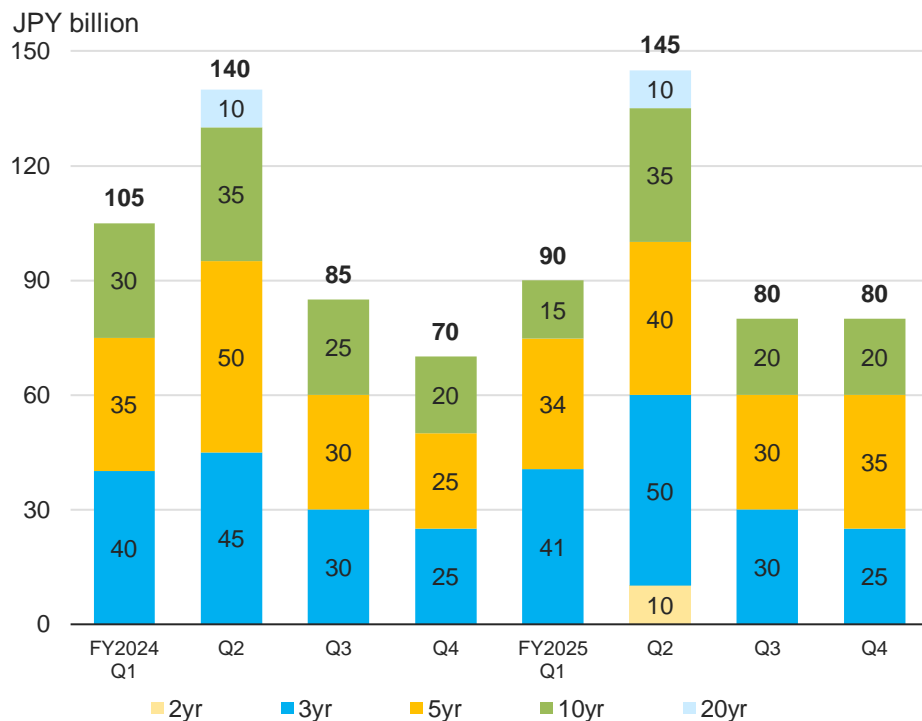
FY	No.	Pricing Date	Maturity	Currency	Amount (billion)	Tenor (yr)	Coupon	Primary Spread
2021	70	2021.06.04	2031.06.16	JPY	10	10	0.130%	JGB+5.0bp
	71	2021.06.14	2060.06.21	JPY	5	40	0.696%	-
	72	2021.09.03	2031.09.16	JPY	10	10	0.085%	JGB+5.5bp
	73	2021.11.15	2028.11.22	JPY	20	7	0.001% ⁽¹⁾	-
2022	74	2022.06.13	2062.06.20	JPY	10	40	1.245%	-
	75	2022.09.02	2032.09.14	JPY	20	10	0.344%	JGB+11.0bp
2023	76	2023.06.07	2030.06.14	JPY	10	7	0.305%	-
	77	2023.09.06	2033.09.20	JPY	20	10	0.727%	JGB+8.0bp
	78	2023.12.06	2033.12.19	JPY	20	10	0.748%	JGB+8.0bp
	79	2024.01.31	2031.02.07	JPY	40	7	0.449%	-
2024	80	2024.02.21	2031.03.04	JPY	30	7	0.444%	-
	81	2024.06.05	2031.06.12	JPY	30	7	0.675%	-
	82	2024.09.04	2034.09.19	JPY	20	10	1.041%	JGB+11.5bp
	83	2024.11.18	2031.11.25	JPY	30	7	0.845%	-
	84	2025.02.19	2032.02.27	JPY	35	7	1.215%	-
	85	2025.06.02	2032.06.09	JPY	30	7	1.234%	-
2025	86	2025.09.03	2035.09.18	JPY	20	10	1.713%	JGB+12.0bp
	87	2025.11.20	2032.12.01	JPY	30	7	1.552%	-
	88	2026.02.18	2033.03.02	JPY	30	7	1.855%	-
	89	2026.3.4	2036.03.17	JPY	10	10	2.253%	JGB+10.0bp

(1) Issue Price: 100.280

Non-Guaranteed Domestic Bonds

- DBJ is one of the largest bond issuers in the domestic bond market.
- DBJ regularly issues non-guaranteed domestic bonds quarterly (January, April, July, and October) mainly in 3yr, 5yr and 10yr, continuing to issue over JPY 20 billion (USD 134 million⁽¹⁾) in each tranche in principle.
- DBJ was the first Japanese financial institution to issue Transition Bond in 2024.

Issuance of Non-Guaranteed Domestic Bonds



Recent Public Issuances

	No.	Pricing Date	Maturity	Currency	Amount (billion)	Tenor (yr)	Coupon	Primary Spread
2025 Q1	197	2025.04.10	2028.04.17	JPY	41	3	0.854%	JGB+11.5bp
	198	2025.04.10	2030.04.17	JPY	34	5	1.097%	JGB+15.5bp
	199	2025.04.10	2035.04.17	JPY	15	10	1.532%	JGB+17.0bp
2025 Q2	200	2025.07.03	2028.07.18	JPY	50	3	0.908%	JGB+12.0bp
	201	2025.07.03	2030.07.18	JPY	40	5	1.155%	JGB+16.5bp
	202	2025.07.03	2035.07.18	JPY	35	10	1.628%	JGB+18.0bp
	204 ⁽²⁾	2025.08.08	2027.08.20	JPY	10	2	0.792%	JGB+4.0bp
2025 Q3	205	2025.10.08	2028.10.23	JPY	30	3	1.113%	JGB+10.0bp
	206	2025.10.08	2030.10.23	JPY	30	5	1.368%	JGB+12.5bp
	207	2025.10.08	2035.10.23	JPY	20	10	1.830%	JGB+13.5bp
2025 Q4	208	2026.01.09	2029.01.23	JPY	25	3	1.366%	JGB+9.5bp
	209	2026.01.09	2031.01.23	JPY	35	5	1.659%	JGB+11.0bp
	210	2026.01.09	2036.01.23	JPY	20	10	2.221%	JGB+14.0bp

(1) USD/JPY=149.52. As of March 31, 2025..

(2) Transition Bond

(Appendix)
DBJ's Sustainability Bond Framework

DBJ's Sustainability Bond Framework



Sustainability Bond Framework (Updated on April 2024)

Second Party Opinion by



1. Use of Proceeds

Green Eligible Categories

1

Climate Resiliency / Climate Change Mitigation

- **Green Building**
 - DBJ Green Building Certification (GBC), LEED, BREEAM, CASBEE, BELS, ZEB, Nearly ZEB, ZEB Ready, ZEB Oriented, ZEH, Nearly ZEH, ZEH Ready and ZEH Oriented
 - GRESB
 - Buildings with High Environmental Scores
- **Renewable Energy**
- **Clean Transportation**
- **Energy Efficiency**
 - DBJ Environmentally Rated Loan Program

Social Eligible Categories

2

Disaster Resiliency

- **Employment generation, and programs designed to prevent and/or alleviate unemployment stemming from socioeconomic crises**
 - Socioeconomic Crisis Financing Programs
- **Affordable Basic Infrastructure**
 - Power cable and grid upgrade
- **Socioeconomic advancement and empowerment**
 - DBJ Business Continuity Management (BCM) Rated Loan Program

3

Healthcare & Social Well-Being

- **Affordable housing**
- **Access to essential services – healthcare**
- **Socioeconomic advancement and empowerment**
 - DBJ Employee's Health Management Rated Loan Program

Look-back period : 36 months prior to the date of the issuance

2. Project Evaluation and Selection Process

- DBJ's Treasury team is responsible for the selection of financial assets that meet the DBJ Sustainability Bond Eligibility Criteria and for the allocation of the DBJ Sustainability Bond proceeds to the selected financial assets. DBJ Sustainability Bond Eligibility Criteria includes but not limited to;
 - **DBJ Green Building Certification (GBC)** : 3 Stars (Excellent) to 5 Stars (The Best Class)
 - **Renewable Energy** : Solar, Wind, Biomass, Geothermal, Run-of-river Hydropower, Tidal/wave assets below the threshold of 100g of CO₂ per kWh
 - **DBJ Rated Loan Program (Environmentally / BCM / Employee's Health Management RLP)** : C (Sufficient) to A (Excellent Advanced)

DBJ's Sustainability Bond Framework (Cont'd)

3. Management of Proceeds

- Adequately tracks the net proceeds (or an amount equal to it) from the issuance



- Allocates the net proceeds to the eligible financings soon after the issuance



- Earmarks the amount/number of the funds allocated to the eligible financings for reporting purposes




- Holds unallocated proceeds in cash and/or a money-market portfolio



4. Monitoring / Reporting

- Until full allocation of the net proceeds, or an amount equal to the net proceeds, the following information will be reported annually on DBJ's website

- The number of businesses, assets, or projects under each eligible financing
- The share of financing or re-financing
- The amount of unallocated proceeds, if any
- Additional information and impact metrics on a best effort basis



- Discloses characteristic cases for each eligible financing



Exclusionary Criteria under Sustainability Bond Framework

■ DBJ commits that DBJ will not allocate knowingly the net proceeds of the issuance to the financing of assets, projects or businesses included in the exclusionary criteria below.

- Extraction, refining, or transportation of **coal**
- Biomass plants designed primarily to **consume food stocks**
- **Large-scale** (over 25MW capacity) hydropower dams
- Ownership or operation of dedicated **gambling** establishments/activities
- Businesses dedicated to the manufacture or retail sale and distribution of **weapons and small arms**; or businesses dedicated to the products and services supporting the manufacture or retail sale of weapons and small arms



Disclaimer

Copyright© Development Bank of Japan Inc. 2026

This material is created by Development Bank of Japan Inc. (DBJ)

This material has been prepared solely for the purposes of consideration and discussion between you and DBJ. This material is not intended as a solicitation or an offer to buy or sell any financial instrument, product, service or investment or for any other transactions. DBJ does not guarantee any feasibility of transactions described herein.

This material is prepared based on current generally held views of the economy, society and so forth, as well as certain assumptions reasonably made by DBJ. However, the information and content are not warranted as to completeness or accuracy and are subject to change without notice, due to change in the business environment or other reasons.

Please note that DBJ is not responsible for any action taken based on this material and no transactions described herein should be entered into without the independent advice of lawyers, accountants and/or other professional advisors where appropriate. Also please note that it is strictly prohibited to copy, extract or disclose all or any part of this material (including any attachments hereof) without prior written consent from DBJ.